



# Flash Eurobarometer 462

## Report

# Perceived independence of the national justice systems in the EU among companies

Fieldwork  
January 2018  
Publication  
May 2018

Survey requested by the European Commission,  
Directorate-General for Justice and Consumers  
and co-ordinated by the Directorate-General for Communication

This document does not represent the point of view of the European Commission.  
The interpretations and opinions contained in it are solely those of the authors.

Flash Eurobarometer 462 – TNS Political & Social



# Flash Eurobarometer 462

## Report

### Perceived independence of the national justice systems in the EU among companies

May 2018

Survey conducted by TNS political & social at the request of the European Commission,  
Directorate-General for Justice and Consumers

Survey co-ordinated by the European Commission, Directorate-General for Communication  
(DG COMM "Media Monitoring, Media Analysis and Eurobarometer" Unit)

Project number	2018.2920
Project title	Flash Eurobarometer 462 - January 2018 “Perceived independence of the national justice systems in the EU among companies” Report
Linguistic version	EN PDF
Catalogue number	DS-02-18-692-EN-N
ISBN	978-92-79-85791-1 doi:10.2838/493140
© European Union, 2018	

<http://ec.europa.eu/commfrontoffice/publicopinion>

## TABLE OF CONTENTS

<b>INTRODUCTION</b>	<b>2</b>
<b>EXECUTIVE SUMMARY</b>	<b>4</b>
<b>I. PERCEIVED INDEPENDENCE OF COURTS AND JUDGES AMONG COMPANIES</b>	<b>6</b>
<b>II. MAIN REASONS AMONG COMPANIES FOR THE PERCEIVED INDEPENDENCE OF THE NATIONAL JUSTICE SYSTEMS</b>	<b>12</b>
<b>1 Positive assessments</b>	<b>12</b>
<b>2 Negative assessments</b>	<b>25</b>

## **ANNEXES**

**Technical specifications**

**Questionnaire**

**Tables**

## INTRODUCTION

This Flash Eurobarometer explores companies' perceptions of the independence of the judiciary across EU Member States. It was commissioned by the European Commission's Directorate-General for Justice and Consumers, and follows on previous surveys on this topic in 2016 and 2017.

The results feed into the EU Justice Scoreboard, which provides data on the independence, quality and efficiency of the national justice systems across the EU and helps the EU achieve more effective justice which contributes to economic growth in the EU.

The survey covers:

- How companies perceive the independence of the courts and judges in their country, and
- The reasons for these perceptions.

Results will be presented from an EU, country and socio-demographic perspective, and will be compared to previous surveys on this topic, especially similar surveys in 2017 (EB Flash 448)<sup>1</sup> and in 2016 (EB Flash 436).<sup>2</sup>

The survey was carried out by TNS Political & Social network in the 28 Member States of the European Union between 15 and 24 January 2018. 6,803 interviews were conducted among enterprises employing one or more persons in manufacturing (NACE category C), services (NACE categories G, H, I, J, K, L, M, N) and industry (NACE categories B, D, E, F). The sample was selected from an international database, with an additional sample from local sources where necessary.

Interviews were conducted with key company decision-makers over the telephone in their mother tongue on behalf of the European Commission, Directorate-General for Justice and Consumers. The methodology used is that of Eurobarometer surveys as carried out by the Directorate-General for Communication ("Media Monitoring, Media Analysis and Eurobarometer" Unit). A technical note on the manner in which interviews were conducted by the Institutes within the TNS Political & Social network is annexed to this report. Also included are the interview methods and confidence intervals.

---

1

<http://ec.europa.eu/commfrontoffice/publicopinion/index.cfm/Survey/getSurveyDetail/instruments/FLASH/search/448/surveyKy/2149>

2

<http://ec.europa.eu/commfrontoffice/publicopinion/index.cfm/Survey/getSurveyDetail/instruments/FLASH/search/436/surveyKy/2132>

**Note:** In this report, countries are referred to by their official abbreviation. The abbreviations used in this report correspond to:

Belgium	BE	Latvia	LV
Bulgaria	BG	Luxembourg	LU
Czech Republic	CZ	Hungary	HU
Denmark	DK	Malta	MT
Germany	DE	The Netherlands	NL
Estonia	EE	Austria	AT
Greece	EL	Poland	PL
Spain	ES	Portugal	PT
France	FR	Romania	RO
Croatia	HR	Slovenia	SI
Ireland	IE	Slovakia	SK
Italy	IT	Finland	FI
Republic of Cyprus	CY *	Sweden	SE
Lithuania	LT	United Kingdom	UK

\* Cyprus as a whole is one of the 28 European Union Member States. However, the 'acquis communautaire' has been suspended in the part of the country, which is not controlled by the government of the Republic of Cyprus. For practical reasons, only the interviews carried out in the part of the country controlled by the government of the Republic of Cyprus are included in the 'CY' category and in the EU28 average.

*We wish to thank the companies throughout the European Union who have given their time to take part in this survey. Without their active participation, this study would not have been possible.*

## EXECUTIVE SUMMARY

### **Around half of companies rate independence of the courts and judges in their country as good**

- Almost half of all companies (48%) say their justice system, in terms of the independence of courts and judges, is good. Almost four in ten (39%) rate it as bad. Results have remained stable since 2017. Compared to 2016 respondents are now less likely to rate their justice system as bad (-5 pp).
- In 12 countries the majority of companies say their justice system, in terms of the independence of courts and judges, is good.
- In seven countries, the majority of companies say their justice system, in terms of the independence of courts and judges, is bad. In six countries, at least one in five companies say their justice system, in terms of the independence of courts and judges, is very bad.
- Larger companies, companies with a high turnover, younger companies, and those in the services sector are the most likely to rate the level of independence of the courts and judges in their country as good.

### **Most companies agree that the status and position of judges explains their rating of the independence of the courts and judges as good**

- Companies who say the independence of the courts and judges in their country is good are most likely to give this rating due to the status and position of judges sufficiently guaranteeing their independence (80%), followed by a lack of interference or pressure from economic or other specific interests (64%), and the absence of interference or pressure from government and politicians (61%).
- Results have remained stable since 2017.
- Companies in the majority of countries say each of these reasons<sup>3</sup> explain their positive rating.
- Larger companies, those established before 2012 and those with a higher turnover are the most likely to say the lack of interference or pressure from government and politicians explains their positive rating.

### **Interference or pressure from government and politicians, or economic or specific interests are the most likely reason for a bad rating**

- Companies who perceive the level of independence of the courts and judges in their country as bad are most likely to rate their justice system this way because of interference or pressure from government and politicians (73%) or due to interference or pressure from economic or other specific interests (72%). Almost six in ten say the fact that the status and position of judges does not sufficiently guarantee their independence (58%) explains their rating.
- Compared to 2017, companies are now less likely to say the status and position of judges (-5 pp), interference or pressure from government and politicians, or from economic or other specific interests (both -4 pp) explains their bad rating.

<sup>3</sup> 2b.1 No interference or pressure from government and politicians; 2b.2 No interference or pressure from economic or other specific interests; 2b.3 The status and position of judges sufficiently guarantee their independence.

- Larger companies, and those in the manufacturing sector are the most likely to say interference or pressure from government and politicians or from economic or other specific interests explains their negative rating.



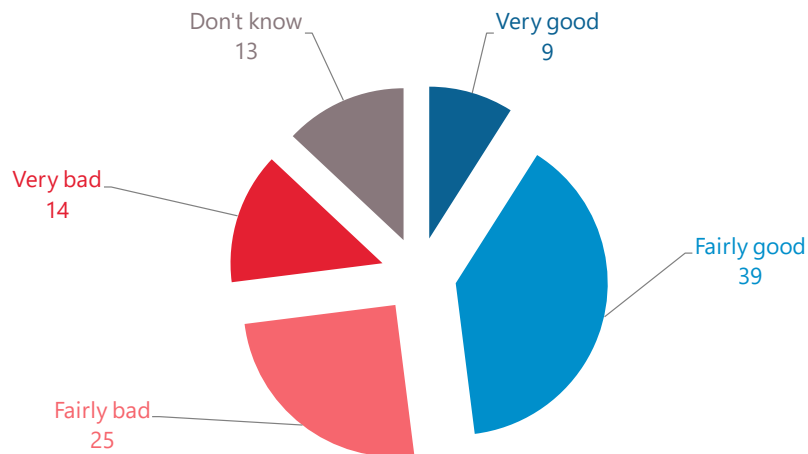
## I. PERCEIVED INDEPENDENCE OF COURTS AND JUDGES AMONG COMPANIES

This section of the report reviews companies' perceptions of the independence of the justice system in their country.

### Almost half of all companies rate their justice system – in terms of the independence of courts and judges – as good

Almost half of all companies (48%) say their justice system, in terms of the independence of courts and judges, is good<sup>4</sup>. Almost one in ten (9%) rate it as very good, while 39% say it is fairly good. Almost four in ten rate the level of independence of courts and judges in their country as bad (39%), with 25% saying it is fairly bad and 14% that it is very bad. More than one in ten (13%) say they don't know.

- Q1** From what you know, how would you rate the justice system in (OUR COUNTRY) in terms of the independence of courts and judges? Would you say it is very good, fairly good, fairly bad or very bad?  
(% - EU)



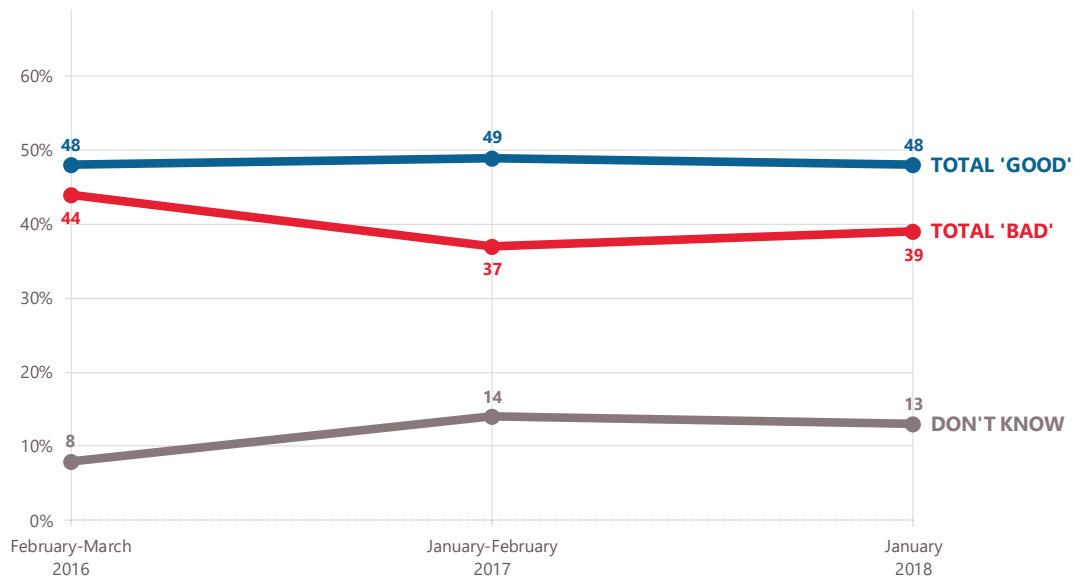
Base: all companies (n=6,805)

<sup>4</sup> Q1 From what you know, how would you rate the justice system in (OUR COUNTRY) in terms of the independence of courts and judges? Would you say it is very good, fairly good, fairly bad or very bad?

May 2018

Results have remained stable since 2017. Compared to 2016 respondents are now less likely to rate their justice system - in terms of the independence of courts and judges - as bad (-5 percentage points).<sup>5</sup>

**Q1** From what you know, how would you rate the justice system in (OUR COUNTRY) in terms of the independence of courts and judges? Would you say it is very good, fairly good, fairly bad or very bad?  
(% - EU)



Base: all companies (n=6,805)

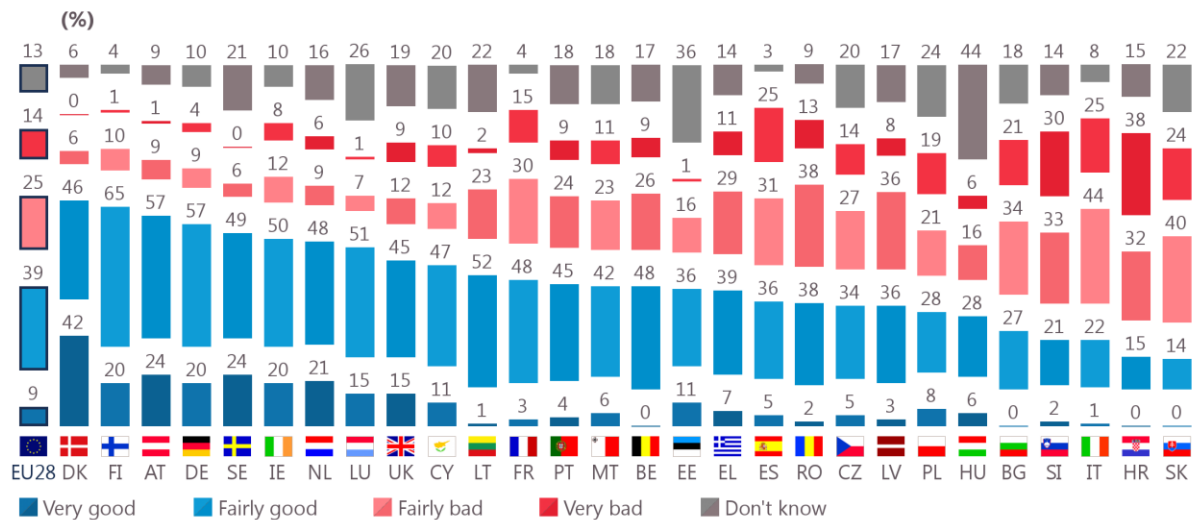
<sup>5</sup> Subtotals may not sum to their corresponding items due to weighting and rounding.

Opinion about the independence of courts and judges varies widely across Member States.

In 12 countries the majority of companies say their justice system, in terms of the independence of courts and judges, **is good**, with companies in Denmark (88%), Finland (85%) and Austria (81%) the most likely to say this. At the other end of the scale 14% of companies in Slovakia, and 15% in Croatia rate the level of independence of courts and judges as good. In seven countries at least one in five say their justice system is **very good**: Denmark (42%), Austria and Sweden (both 24%), the Netherlands (21%), Ireland, Germany and Finland (all 20%).

In seven countries, the majority of companies say their justice system is **bad**, with those in Croatia (70%), Italy (69%) and Slovakia (64%) the most likely to say this. This contrasts with 6% in Denmark and Sweden. In six countries, at least one in five companies say the justice system, in terms of the independence of courts and judges, is **very bad**: Croatia (38%), Slovenia (30%), Spain and Italy (both 25%), Slovakia (24%) and Bulgaria (21%).

**Q1** From what you know, how would you rate the justice system in (OUR COUNTRY) in terms of the independence of courts and judges? Would you say it is very good, fairly good, fairly bad or very bad?



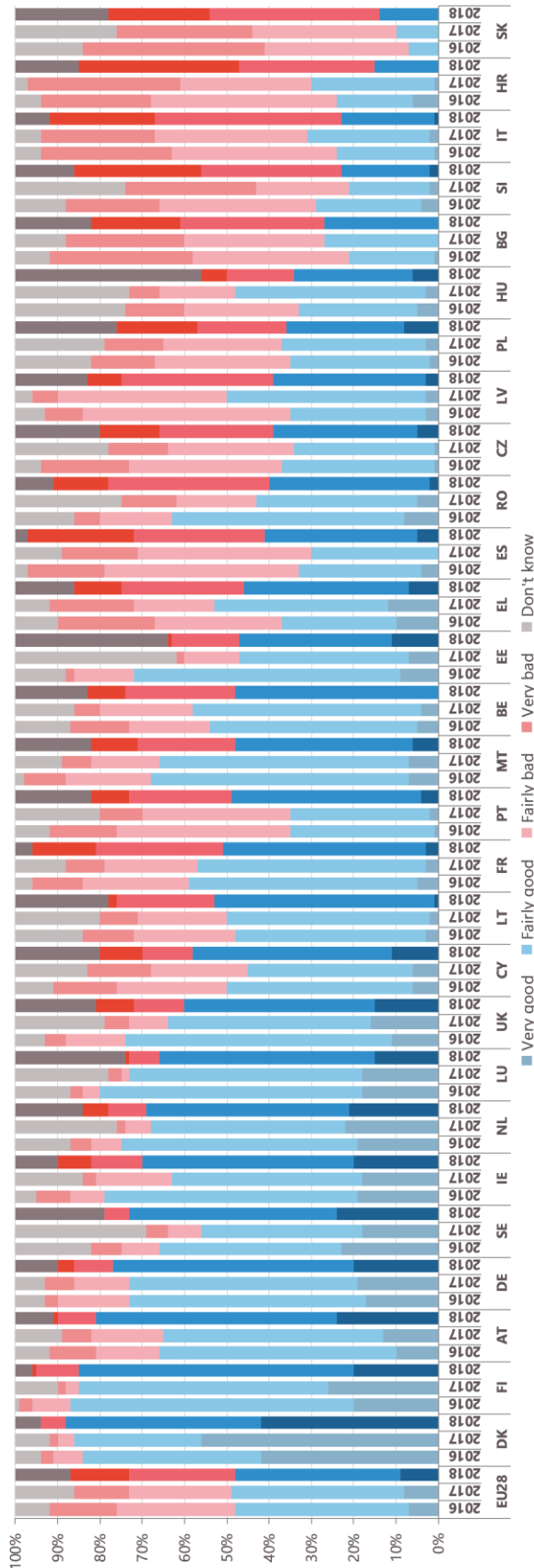
Base: all companies (n=6,805)

May 2018

The country level trends since 2017 are mixed. In some countries there have been large increases in the proportion of companies that rate their justice system - in terms of the independence of courts and judges - as good, with the most notable amongst those in Sweden (+17 pp), Austria (+16 pp), Portugal (+14 pp), Cyprus (+13 pp) and Spain (+11 pp). In contrast, companies in Malta (-18 pp), Croatia (-15 pp) and Latvia (-11 pp) are now much less likely to rate their justice system in terms of the independence of courts and judges as good.

Compared to 2016 the trends are also mixed, with increases in the proportion rating the level of independence of courts and judges as good in 15 countries, and declines in 13. In Luxembourg, the United Kingdom and France there have been consistent year-on-year declines since 2016.

**Q1** From what you know, how would you rate the justice system in (OUR COUNTRY) in terms of the independence of courts and judges? Would you say it is very good, fairly good, fairly bad or very bad? (%)








Base: all companies (n=6,805)

The analysis of company characteristics shows the following:

- The larger the company, the more likely it is to say the independence of courts and judges in their country is good: 71% of companies with 250+ employees say this, compared to 46% of those with 1-9 employees.
- Companies in the services sector are the most likely to rate the level of independence of courts and judges in their country as good, particularly compared to retail companies (54% vs 41%).
- The younger the company, the more likely it is to rate the national justice system, in terms of independence of courts and judges, as good: 56% of those established after 2017 say this, compared to 48% of those established before 2012<sup>6</sup>.
- The higher a company's turnover, the more likely they are to say the independence of courts and judges in their country is good: 64% with the highest turnover do so, compared to 45% with a turnover of up to 100,000 euros.
- Companies that have been involved in a dispute which went to court are more likely to rate the independence of courts and judges in their country as good compared to companies that have not been involved in such a dispute (55% vs 48%).

**Q1** From what you know, how would you rate the justice system in (OUR COUNTRY) in terms of the independence of courts and judges? Would you say it is very good, fairly good, fairly bad or very bad?  
(% - EU)

	Total 'Good'	Total 'Bad'
EU28	48	39
 <b>Company size</b>		
1-9	46	41
10-49	56	34
50-249	62	23
250+	71	16
 <b>Sectors grouped (NACE)</b>		
Manufacturing (C)	50	36
Retail (G)	41	46
Services (H/I/J/K/L/M/N/R)	54	33
Industry (D/E/F)	46	42
 <b>Company age</b>		
Before 2012	48	40
Between 2012 and 2017	51	33
After 2017	56	36
 <b>Company's turnover in 2017</b>		
Up to 100 000 euros	45	43
More than 100 000 to 500 000 euros	52	38
More than 500 000 to 2 mil. euros	55	36
More than 2 mil. euros	64	26
 <b>Involved in dispute which went to court</b>		
Yes	55	42
No	48	39

Base: all companies (n=6,805)

<sup>6</sup> Care should be taken interpreting the result for companies established after 2017, due to low base size (78)

## II. MAIN REASONS AMONG COMPANIES FOR THE PERCEIVED INDEPENDENCE OF COURTS AND JUDGES

### 1 Positive assessments

#### **Four fifth of respondents say that the status and position of judges explain their positive rating of the independence of courts and justice in their country**

Companies that rated the justice system in their country positively – in terms of the independence of courts and judges – were asked about the extent to which the status of judges, a lack of interference or pressure from governments or politicians or from economic or special interests explained their good rating of the independence of the courts and judges in their country<sup>7</sup>.

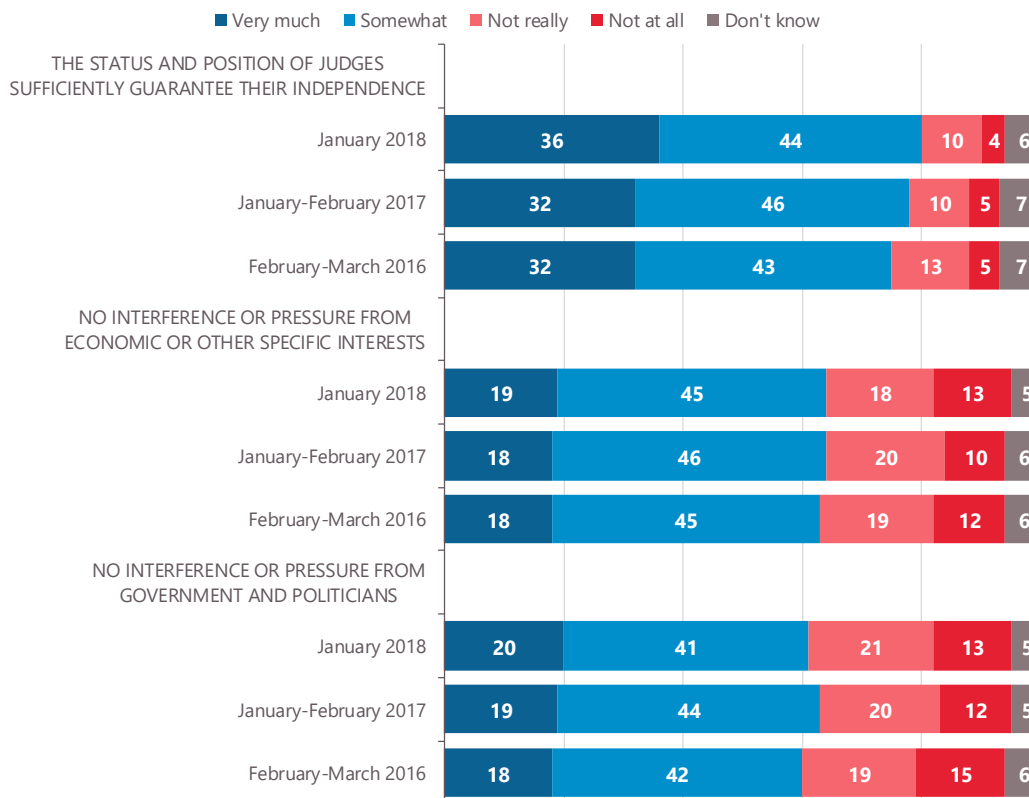
Eight in ten (80%, equivalent to 38 % of all respondents) say the fact that the status and position of judges sufficiently guarantee their independence explains their positive rating, with 36% saying this very much explains it. Almost two thirds of this group of companies (64%) say a lack of interference or pressure from economic or other specific interests explains their rating, with 19% saying this very much explains it. Just over six in ten (61%) say a lack of interference or pressure from government and politicians explains their rating, with 20% saying this very much explains their rating.

Results have remained stable compared to 2017. Compared to 2016, however, companies are now more likely to say the status and position of judges explain their positive rating (+5 pp).

---

<sup>7</sup> Q2b Could you tell me to what extent each of the following reasons explains your rating of the independence of the justice system in (OUR COUNTRY) 2b.1 No interference or pressure from government and politicians; 2b.2 No interference or pressure from economic or other specific interests; 2b.3 The status and position of judges sufficiently guarantee their independence.

**Q2b** Could you tell me to what extent each of the following reasons explains your rating of the independence of the justice system in (OUR COUNTRY):  
(% - EU)



Base: Companies rating the independence of justice in their national justice system as good (n=3,273)



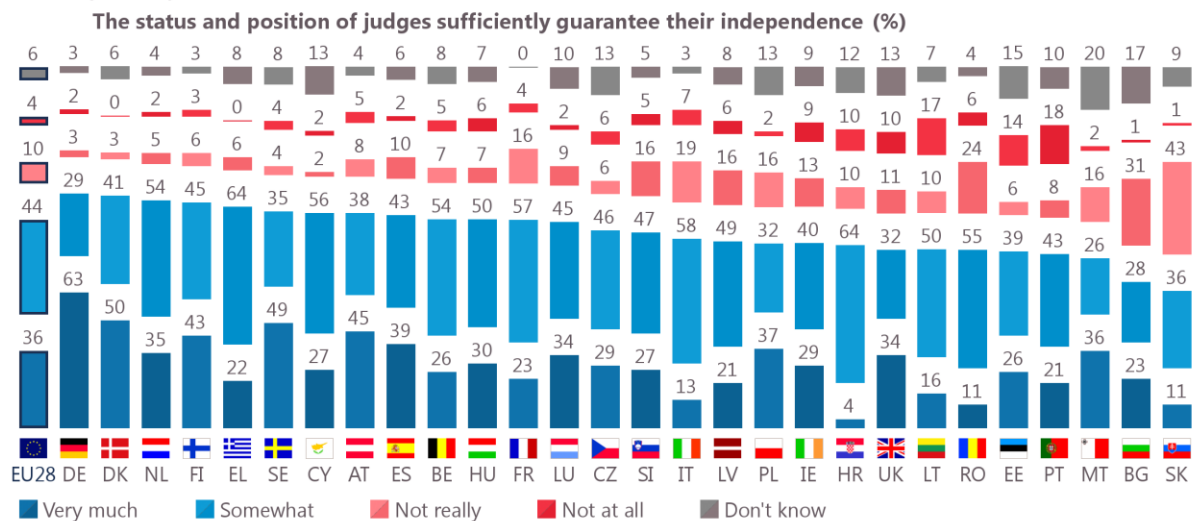
### Status and position of judges

In all Member States, the majority of companies say the fact that the status and position of judges sufficiently guarantee their independence explains their positive rating<sup>8</sup>. Proportions range from 92% of companies in Germany, 91% in Denmark and 89% in the Netherlands to 51% in Bulgaria.

Companies in Germany (63%), Denmark (50%) and Sweden (49%) are the most likely to say this **very much** explains their good rating, compared to 11% in Romania, 13% in Italy and 16% in Lithuania. Companies in Greece and Croatia (64%), Italy (58%) and France (57%) are the most likely to say the status and position of judges **somewhat** explain their rating, while those in Malta (26%), Bulgaria (28%) and Germany (29%) are the least likely to do so.

Companies in Bulgaria (31%), Romania (24%) and Italy (19%) are the most likely to say the status and position of judges do **not really** explain their positive rating, while those in Cyprus (2%), Germany and Denmark (both 3%) are the least likely to do so. More than one in ten companies in Portugal (18%), Lithuania (17%) and Estonia (14%) say this reason does **not** explain their rating **at all**.

Q2b.3 Could you tell me to what extent each of the following reasons explains your rating of the independence of the justice system in (OUR COUNTRY):



Base: Companies rating the independence of justice in their national justice system as good (n=3,273)

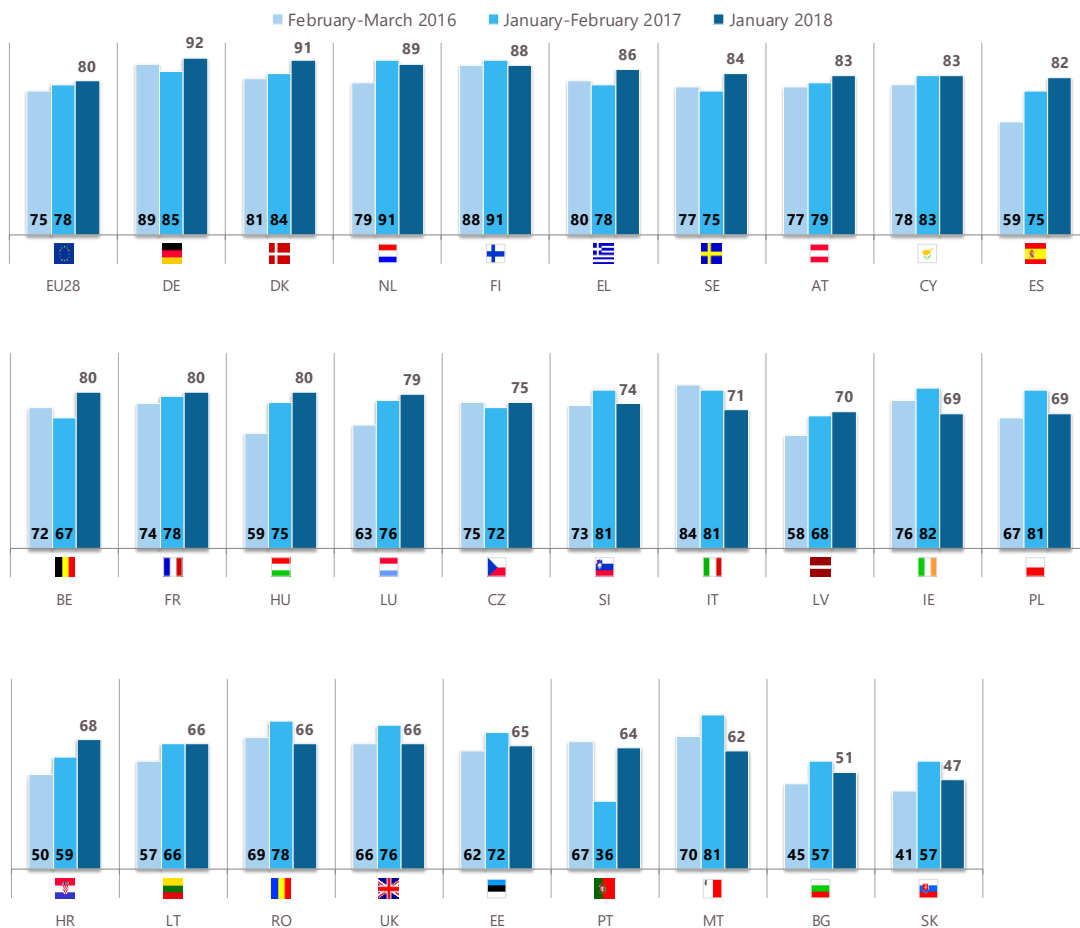
<sup>8</sup> The following countries have not been included in the discussion due to very low base sizes: SK (28), HR (31), SI (45). Care should be taken when interpreting the results for the following countries, due to low base sizes (50-99) BG, HU, CZ, LV, RO, EL, IT, EE, MT, BE, PT.

The country level trend results since 2017 are mixed. Companies in Portugal are now much more likely to say the status and position of judges explain their positive rating (+28 pp), as are companies in Belgium (+13 pp), Sweden (+9 pp) and Greece (+8 pp)<sup>9</sup>. In contrast, companies in Malta (-19 pp), Ireland (-13 pp), Romania and Poland (both -12 pp), the United Kingdom and Italy (both -10 pp) are now less likely to say this reason explains their positive rating.

Compared to 2016, companies in 16 countries are now more likely to say the status and position of judges explain their rating of the level of independence of the justice system in their country, and in Spain, France, Hungary, Luxembourg and Latvia the proportion has increased steadily year-on-year. In five countries companies are now less likely to say this reason explains their rating, although Italy is the only country where there has been a consistent decline.

**Q2b.3** Could you tell me to what extent each of the following reasons explains your rating of the independence of the justice system in (OUR COUNTRY):

**The status and position of judges sufficiently guarantee their independence**  
(% - TOTAL 'EXPLAINS')



Base: Companies rating the independence of justice in their national justice system as good (n=3,273)

<sup>9</sup> The following countries have been excluded from the discussion due to low base sizes (<50 in one or more years): BG, HR, SI, SK. Care should be taken when interpreting the results for the following countries, due to low base sizes in one or more years (50-99): BG, HU, CZ, LV, RO, EL, IT, EE, MT, BE, PT, CY, LT.

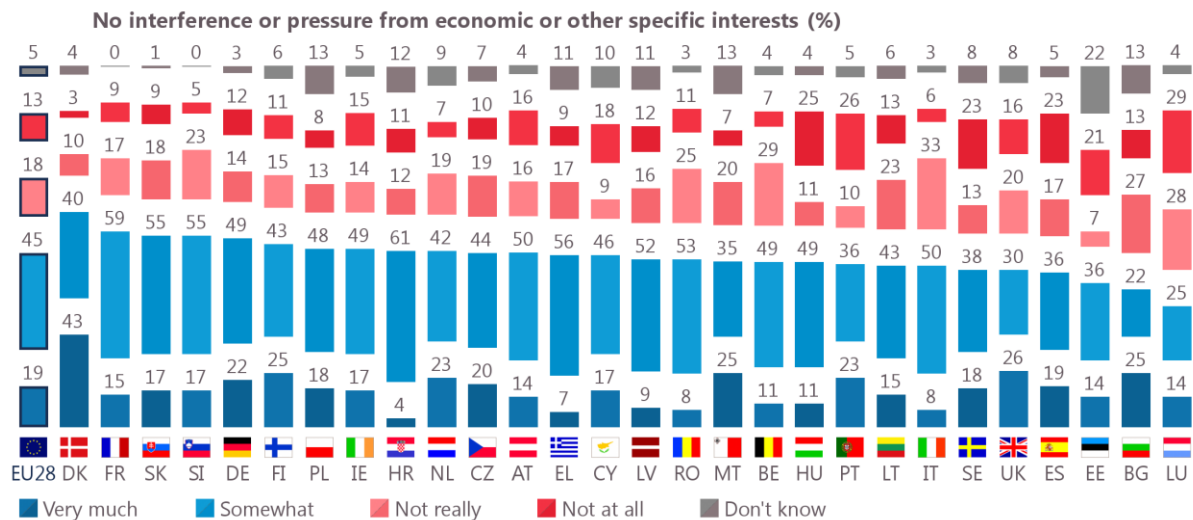
### Economic interests

In all but two countries, at least half of all companies say a lack of interference or pressure from economic or other specific interests explains why they rate the independence of courts and judges positively<sup>10</sup>. Companies in Denmark (83%), France (74%) and Germany (71%) are the most likely to say this, compared to 39% in Luxembourg and 47% in Bulgaria.

Companies in Denmark (43%), the United Kingdom (26%), Finland, Malta and Bulgaria (all 25%) are the most likely to say this reason **very much** explains their rating, compared to 7% in Greece and 8% in Italy and Romania. Companies in France (59%), Greece (56%) and Romania (53%) are the most likely to say this reason **somewhat** explains their rating, while those in Bulgaria (22%), Luxembourg (25%) and the United Kingdom (30%) are the least likely to do so.

Companies in Italy (33%), Belgium (29%) and Luxembourg (28%) are the most likely to say a lack of interference or pressure from economic or other specific interests **does not really** explain their positive rating of the level of independence of courts and judges, while those in Estonia (7%) and Cyprus (9%) are the least likely to do so. At least three quarters of companies in Luxembourg (29%), Portugal (26%) and Hungary (25%) say this reason does **not** explain their rating **at all**, compared to 3% in Denmark and 6% in Italy.

Q2b.2 Could you tell me to what extent each of the following reasons explains your rating of the independence of the justice system in (OUR COUNTRY):



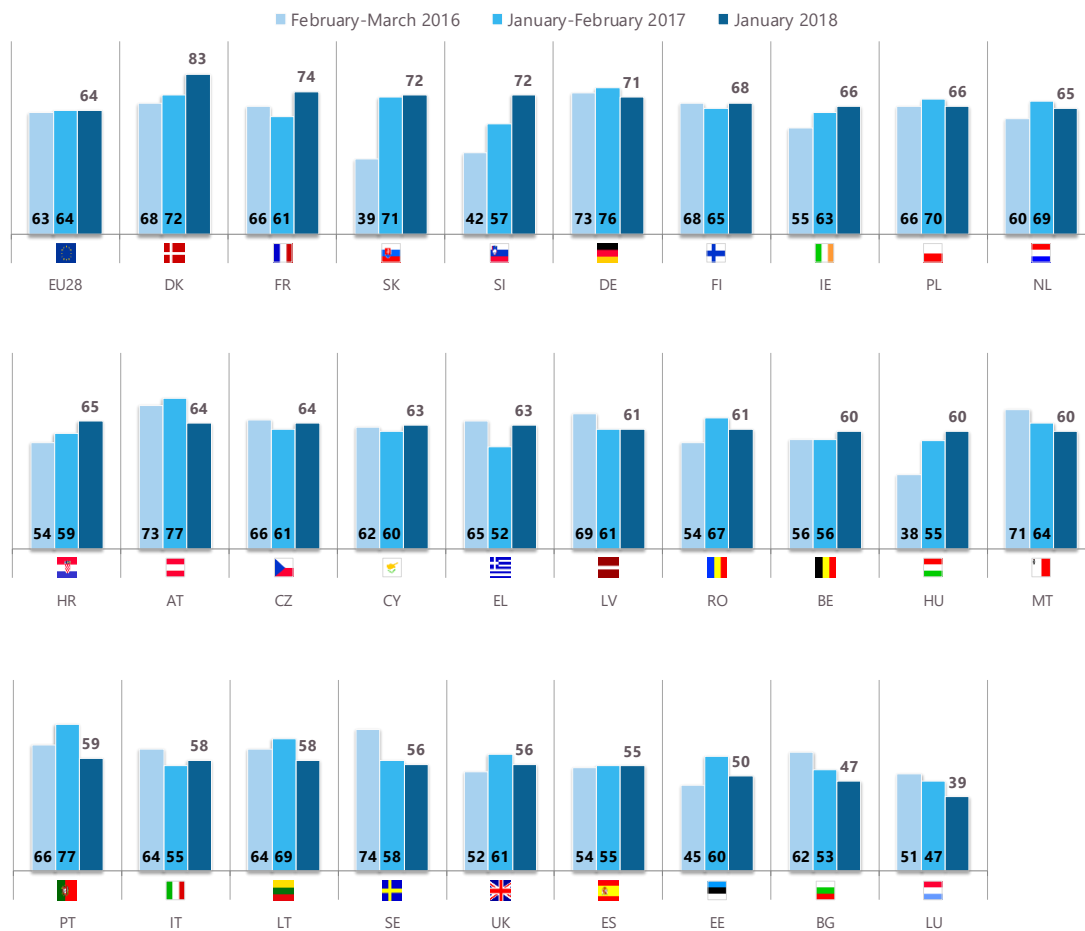
Base: Companies rating the independence of justice in their national justice system as good (n=3,273)

<sup>10</sup> The following countries have not been included in the discussion due to very low base sizes: SK (28), HR (31), SI (45). Care should be taken when interpreting the results for the following countries, due to low base sizes (50-99) BG, HU, CZ, LV, RO, EL, IT, EE, MT, BE, PT.

Once again, trends since 2017 are mixed<sup>11</sup>. Companies in France (+13 pp), Denmark and Greece (both +11 pp) are now more likely to say a lack of interference or pressure from economic or other specific interests explains why they rate the level of independence of courts and judges in their country positively. On the other hand, companies in Portugal (-18 pp), Austria (-13 pp), Lithuania (-11 pp) and Estonia (-10 pp) are now less likely to say this.

Compared to 2016, companies in 11 countries are now more likely to say a lack of interference or pressure from economic or other specific interests explains their positive rating, with year-on-year increases observed in Denmark and Hungary. In 11 countries, however, companies are less likely to say this reason explains their positive rating. In Malta and Luxembourg, the proportions have been declining steadily since 2016.

**Q2b.2** Could you tell me to what extent each of the following reasons explains your rating of the independence of the justice system in (OUR COUNTRY):  
**No interference or pressure from economic or other specific interests**  
 (% - TOTAL 'EXPLAINS')



Base: Companies rating the independence of justice in their national justice system as good (n=3,273)

<sup>11</sup> The following countries have been excluded from the discussion due to low base sizes (<50 in one or more years): BG, HR, SI, SK. Care should be taken when interpreting the results for the following countries, due to low base sizes in one or more years (50-99): BG, HU, CZ, LV, RO, EL, IT, EE, MT, BE, PT, CY, LT.

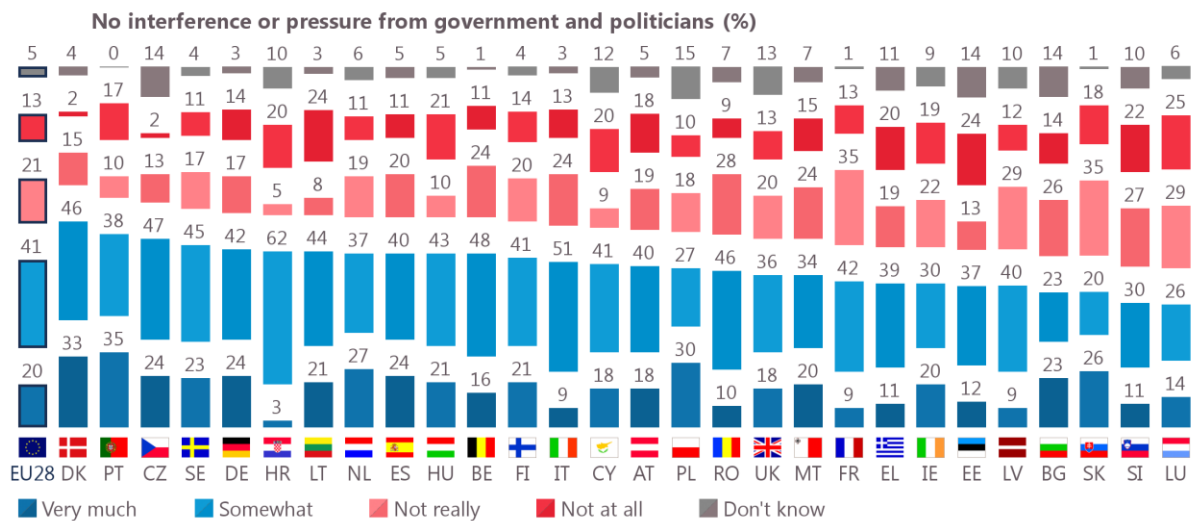
### Political pressure

In all but four countries, at least half of all companies say a lack of interference or pressure from government and politicians explains why they think that courts and judges in their country are independent.<sup>12</sup> Companies in Denmark (79%), Portugal (73%) and the Czech Republic (71%) are the most likely to say this, while those in Luxembourg (40%), Bulgaria (46%), Latvia and Estonia (both 49%) are the least likely to do so.

Companies in Portugal (35%), Denmark (33%) and Poland (30%) are the most likely to say this reason **very much** explains their good rating of the level of independence of courts and judges, compared to 9% in Latvia, France and Italy. Companies in Italy (51%), Belgium (48%) and the Czech Republic (47%) are the most likely to say a lack of interference or pressure from government and politicians **somewhat** explains their rating, while those in Bulgaria (23%), Luxembourg (26%) and Poland (27%) are the least likely to do so.

Companies in France (35%), Latvia and Luxembourg (both 29%) are the most likely to say a lack of interference or pressure from government and politicians does **not really** explain their positive rating of the level of independence of courts and judges, while those in Lithuania (8%) and Cyprus (9%) are the least likely to do so. One quarter of companies in Luxembourg (25%) as well as 24% in Estonia and Lithuania say this reason does **not** explain their rating **at all**, compared to 2% in Denmark and the Czech Republic.

Q2b.1 Could you tell me to what extent each of the following reasons explains your rating of the independence of the justice system in (OUR COUNTRY):



Base: Companies rating the independence of justice in their national justice system as good (n=3,273)

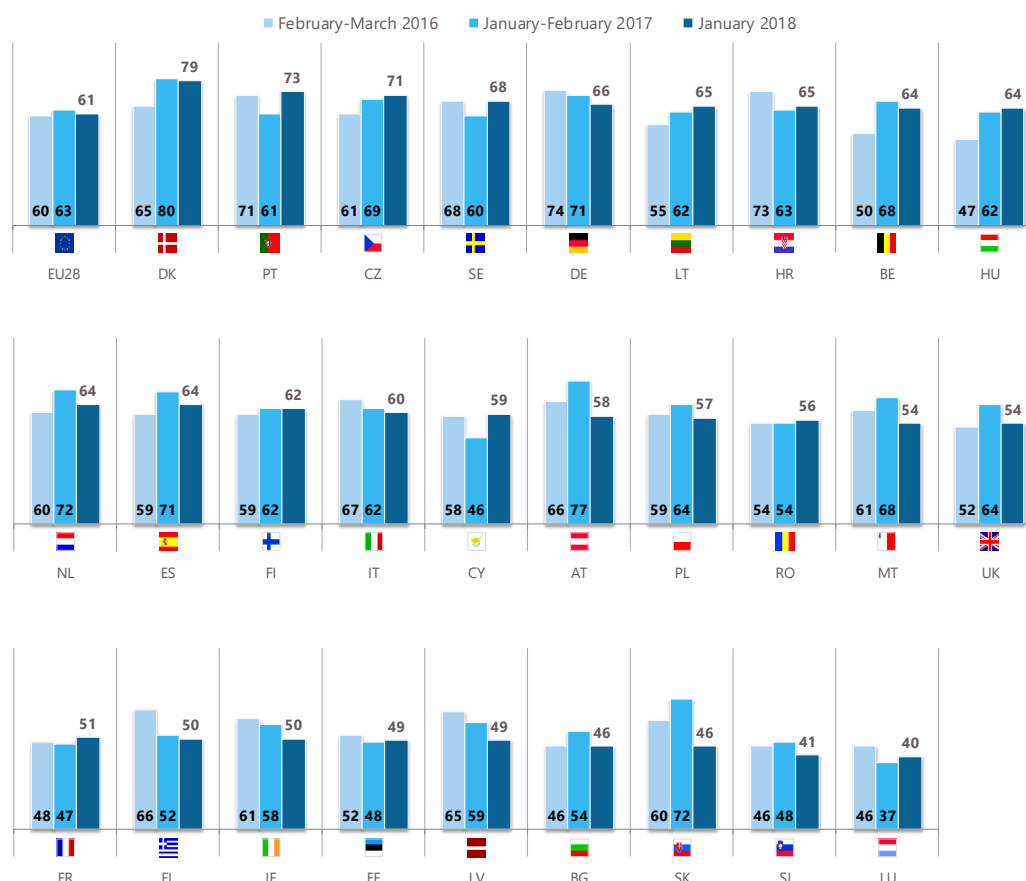
<sup>12</sup> The following countries have not been included in the discussion due to very low base sizes: SK (28), HR (31), SI (45). Care should be taken when interpreting the results for the following countries, due to low base sizes (50-99) BG, HU, CZ, LV, RO, EL, IT, EE, MT, BE, PT.

Once again, the country level trends are variable. In Cyprus (+13 pp) and Portugal (+12 pp), companies are now much more likely to say that the reason for their positive rating of the level of independence of courts and judges in their country is a lack of interference from government and politicians.<sup>13</sup> In contrast, companies in Austria (-19 pp), Malta (-14 pp), the United Kingdom and Latvia (-10 pp) are now less likely to do so compared to 2017.

Trends since 2016 are also mixed. In 13 countries companies are now more likely to say this reason explains their rating of the level of independence of courts and judges, with consistent increases observed amongst those in the Czech Republic, Hungary and Lithuania. In ten countries, however, companies are now less likely to say this reason explains their rating than they were in 2016. Year-on-year declines are seen among companies in Germany, Italy, Greece, Ireland and Latvia.

**Q2b.1** Could you tell me to what extent each of the following reasons explains your rating of the independence of the justice system in (OUR COUNTRY):

**No interference or pressure from government and politicians**  
(% - TOTAL 'EXPLAINS')



Base: Companies rating the independence of justice in their national justice system as good (n=3,273)

<sup>13</sup> The following countries have been excluded from the discussion due to low base sizes (<50 in one or more years): BG, HR, SI, SK. Care should be taken when interpreting the results for the following countries, due to low base sizes in one or more years (50-99): BG, HU, CZ, LV, RO, EL, IT, EE, MT, BE, PT, CY, LT.

The analysis of company characteristics for companies that say the independence of their justice system is good illustrates the following<sup>14</sup>:





- Larger companies are the most likely to say a **lack of interference or pressure from government and politicians**, or from **economic or other specific interests** explains why they rate the level of independence of courts and judges in their country as good. For instance, 72% of companies with 50-249 employees say this, compared to 59% of the smallest companies mentioning no inference or pressure from government and politicians.
- Manufacturing companies are the most likely to say a **lack of interference or pressure from government and politicians** explains the why they rate the level of independence of courts and judges in their country positively, particularly compared to those in retail (65% vs 58%).
- Companies established before 2012 are more likely to say a **lack of interference or pressure from government and politicians** explains their positive rating of the level of independence of courts and judges, compared to those established between 2012 and 2017 (62% vs 57%).
- Companies with a turnover of more than 500,000 euros are the most likely to say the **status and position of judges**, or a **lack of interference or pressure from government and politicians** explain their positive rating of the level of independence of courts and judges. Those with a turnover of more than 500,000 to 2 million euros are the most likely to say **lack of interference or pressure from economic or other specific interests** explains their positive rating (70%) of the level of independence of courts and judges, particularly compared to companies with the lowest turnover (61%).

---

<sup>14</sup> Care should be taken interpreting the result for companies with 250+ employees due to low base size (79). Companies established after 2017 are not included in the analysis due to very low base size (44).

**Q2b** Could you tell me to what extent each of the following reasons explains your rating of the independence of the justice system in (OUR COUNTRY):

(% - EU)

	No interference or pressure from government and politicians		No interference or pressure from economic or other specific interests		The status and position of judges sufficiently guarantee their independence	
	Total 'Explains'	Total 'Doesn't explain'	Total 'Explains'	Total 'Doesn't explain'	Total 'Explains'	Total 'Doesn't explain'
EU28	61	34	64	31	80	14
 <b>Company size</b>						
1-9	59	35	63	31	79	15
10-49	65	28	65	30	84	12
50-249	72	25	72	24	81	16
250+	66	28	74	22	80	9
 <b>Sectors grouped (NACE)</b>						
Manufacturing (C)	65	30	67	30	79	16
Retail (G)	58	37	63	30	78	17
Services (H/I/J/K/L/M/N/R)	61	33	64	31	81	12
Industry (D/E/F)	60	33	63	31	80	16
 <b>Company age</b>						
Before 2012	62	32	65	30	80	14
Between 2012 and 2017	57	40	63	32	77	17
After 2017	56	34	83	14	89	1
 <b>Company's turnover in 2017</b>						
Up to 100 000 euros	59	36	61	33	75	19
More than 100 000 to 500 000 euros	61	37	68	29	80	16
More than 500 000 to 2 mil. euros	66	29	70	27	86	10
More than 2 mil. euros	66	32	66	31	89	9

Base: Companies rating the independence of justice in their national justice system as good (n=3,273)

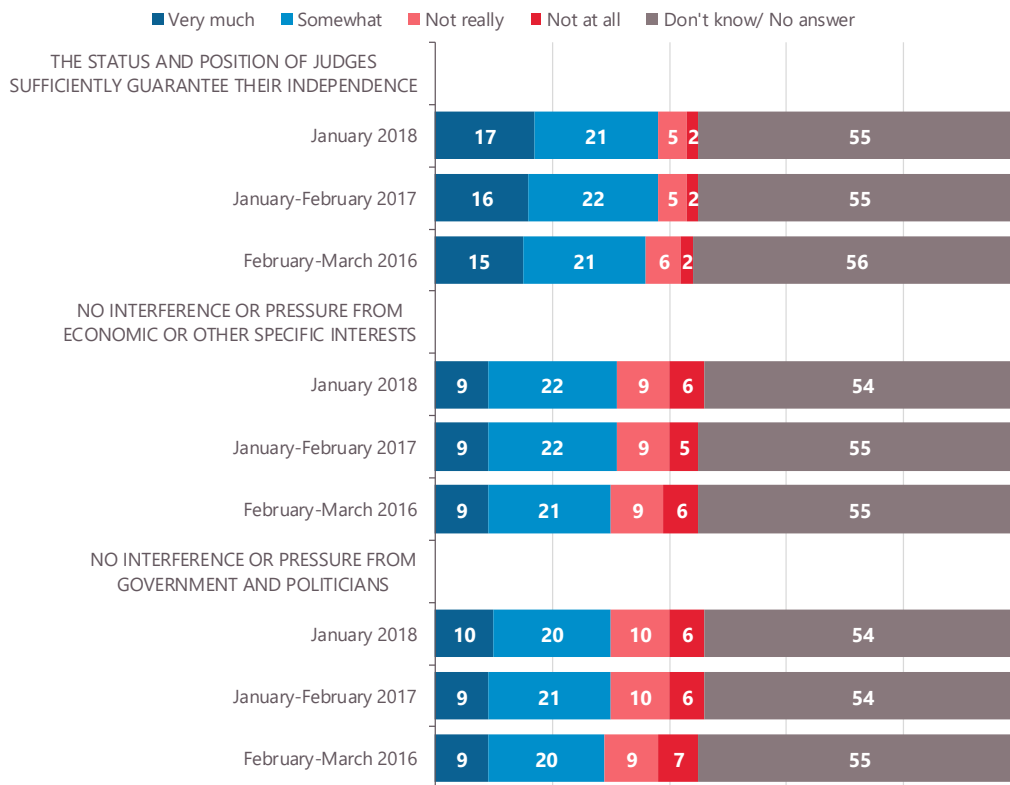


The chart below shows the results of this question when using the whole sample of companies that took part in the survey.

Almost four in ten say the status and position of judges sufficiently guaranteeing their independence explains why they rate the independence of their justice system, in terms of independence of courts and judges, as good (38%). At least three in ten say the lack of interference or pressure from economic or other specific interests (31%) or from government and politicians (30%) explains why they think the independence of their justice system, in terms of independence of courts and judges, is good.

These results have been relatively stable since 2016 (0-2 pp).

**Q2bT** Could you tell me to what extent each of the following reasons explains your rating of the independence of the justice system in (OUR COUNTRY):  
(% - EU)



Base: all companies (n=6,805)

At a national level, the results recalculated on the full sample show a wide variation across countries.<sup>15</sup>

Companies in Denmark (80%), Finland (76%) and Germany (70%) are the most likely to say the fact that the status and position of judges sufficiently guarantee their independence explains why they rate the independence of their justice system, in terms of independence of courts and judges, as good. In contrast, only 7% of companies in Slovakia, 11% in Croatia and 14% in Bulgaria say the same.

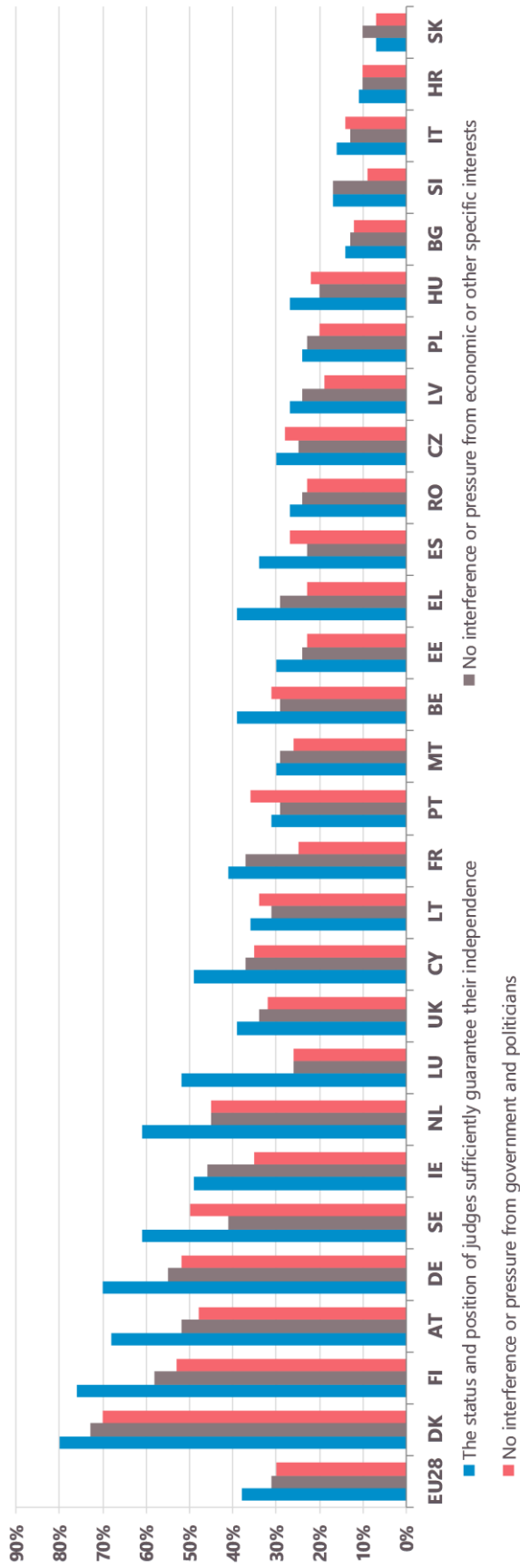
Denmark (73%), Finland (58%), Germany (55%) and Austria (52%) are the only countries where at least half of all companies say a lack of interference or pressure from economic or other specific interests explains why they rate the level of independence of courts and judges as good. At the other end of the scale, only 10% of companies in Slovakia, and Croatia and 13% in Bulgaria and Italy also say this.

Denmark (70%), Finland (53%), Germany (52%) and Sweden (50%) are the only countries where at least half of all companies say a lack of interference or pressure from government and politicians explains why they rate the level of independence of courts and judges, as good. Those in Slovakia (7%), Slovenia (9%) and Croatia (10%) are the least likely to do so.

---

<sup>15</sup> Subtotals may not sum to their corresponding items due to weighting and rounding.

**Q2bT** Could you tell me to what extent each of the following reasons explains your rating of the independence of the justice system in (OUR COUNTRY): (% - TOTAL 'EXPLAINS')



Base: all companies (n=6,805)  
 The order of the countries presented in the chart above corresponds to the order in the chart for Q1.

## 2 Negative assessments

### **Respondents are most likely to rate the level of independence of courts and judges in their country as bad because of interference from government and politicians or from economic interests**

Respondents who rated the level of independence of courts and judges in their country as bad (replying "fairly bad" or "very bad") were asked to what extent their rating could be explained by the following reasons: the lack of guarantees provided by the status and position of judges, interference or pressure from governments or politicians or interference or pressure from economic or special interests explained their rating<sup>16</sup>.

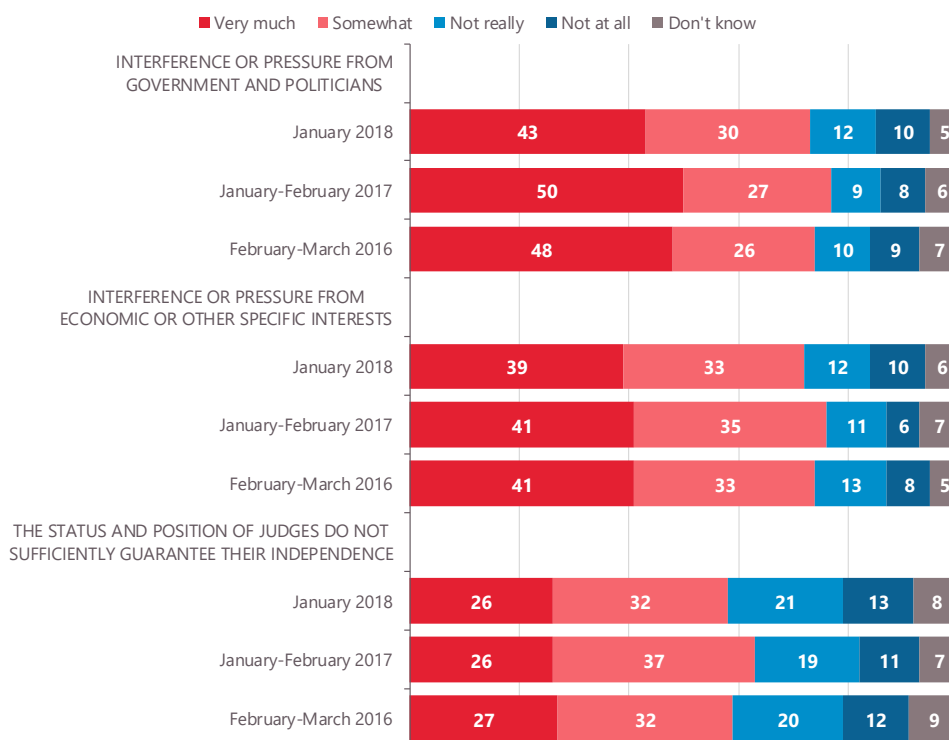
Almost three quarters of this group of companies (73%) say that interference or pressure from government and politicians explains their negative rating of the level of independence of courts and judges in their country, with 43% saying this very much explains their rating. Almost as many (72%) say interference or pressure from economic or other specific interests explains their rating, with 39% saying this very much explains it. Almost six in ten (58%) say the fact that the status and position of judges does not sufficiently guarantee their independence explains their positive rating of the level of independence of courts and judges in their country, with 26% saying this very much explains it.

Compared to 2017, companies are now less likely to say each reason explains their rating. There has been a five-percentage point decrease in the proportion saying the status and position of judges explain their rating of the level of independence of courts and judges in their country, and a four point decrease in the proportion who say interference or pressure from government and politicians, or from economic or other specific interests explains their bad rating. Results in 2018 are stable compared to those in 2016.

---

<sup>16</sup> Q2a Could you tell me to what extent each of the following reasons explains your rating of the independence of the justice system in (OUR COUNTRY) 2a.1 Interference or pressure from government and politicians; 2a.2 Interference or pressure from economic or other specific interests; 2a.3 The status and position of judges does not sufficiently guarantee their independence.

**Q2a** Could you tell me to what extent each of the following reasons explains your rating of the independence of the justice system in (OUR COUNTRY):  
(% - EU)



Base: Companies rating the independence of justice in their national justice system as bad (n=2,665)

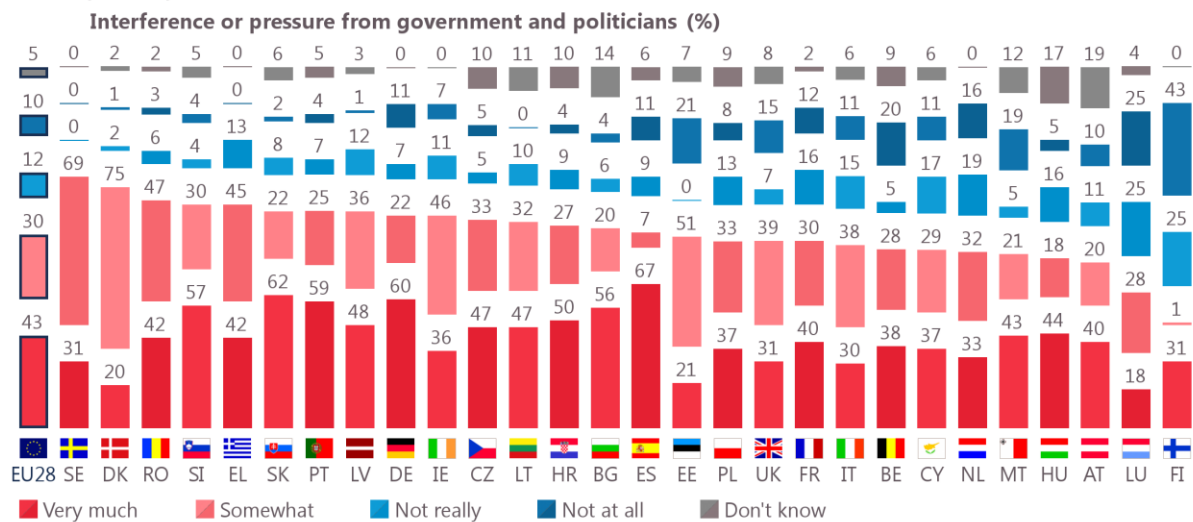
### Political Pressure

At least six in ten companies in each Member State say interference or pressure from government and politicians explains their negative perception of the level of independence of courts and judges in their country, with proportions ranging from 89% in Romania and 87% in Greece and Slovenia to 64% in Malta and 66% in Belgium<sup>17</sup>.

Companies in Spain (67%), Slovakia (62%) and Germany (60%) are the most likely to say this **very much** explains their bad rating of the level of independence of courts and judges, compared to 31% in the United Kingdom. Companies in Romania (47%), Greece (45%) and the United Kingdom (39%) are the most likely to say interference or pressure from government and politicians **somewhat** explains their rating, while those in Spain are the least likely to do so (7%).

Companies in Greece and Poland (both 13%) are the most likely to say interference or pressure from government and politicians does **not really** explain their negative rating of the level of independence of courts and judges, while those in Slovenia (4%) are the least likely to do so. One in five companies in Belgium (20%) as well as 19% in Malta and 15% in the United Kingdom say this reason does **not** explain their rating **at all**.

Q2a.1 Could you tell me to what extent each of the following reasons explains your rating of the independence of the justice system in (OUR COUNTRY):



Base: Companies rating the independence of justice in their national justice system as bad (n=2,665)

<sup>17</sup> The following countries have not been included in the discussion due to very low base sizes: SE (12), DK (13), LU (17), AT (19), FI (22), NL (30), EE (34), IE (41), CY (43), HU (44). Care should be taken when interpreting the results for the following countries, due to low base sizes (50-99): LT, DE, PT, MT, BE, EL, CZ, UK, LV.

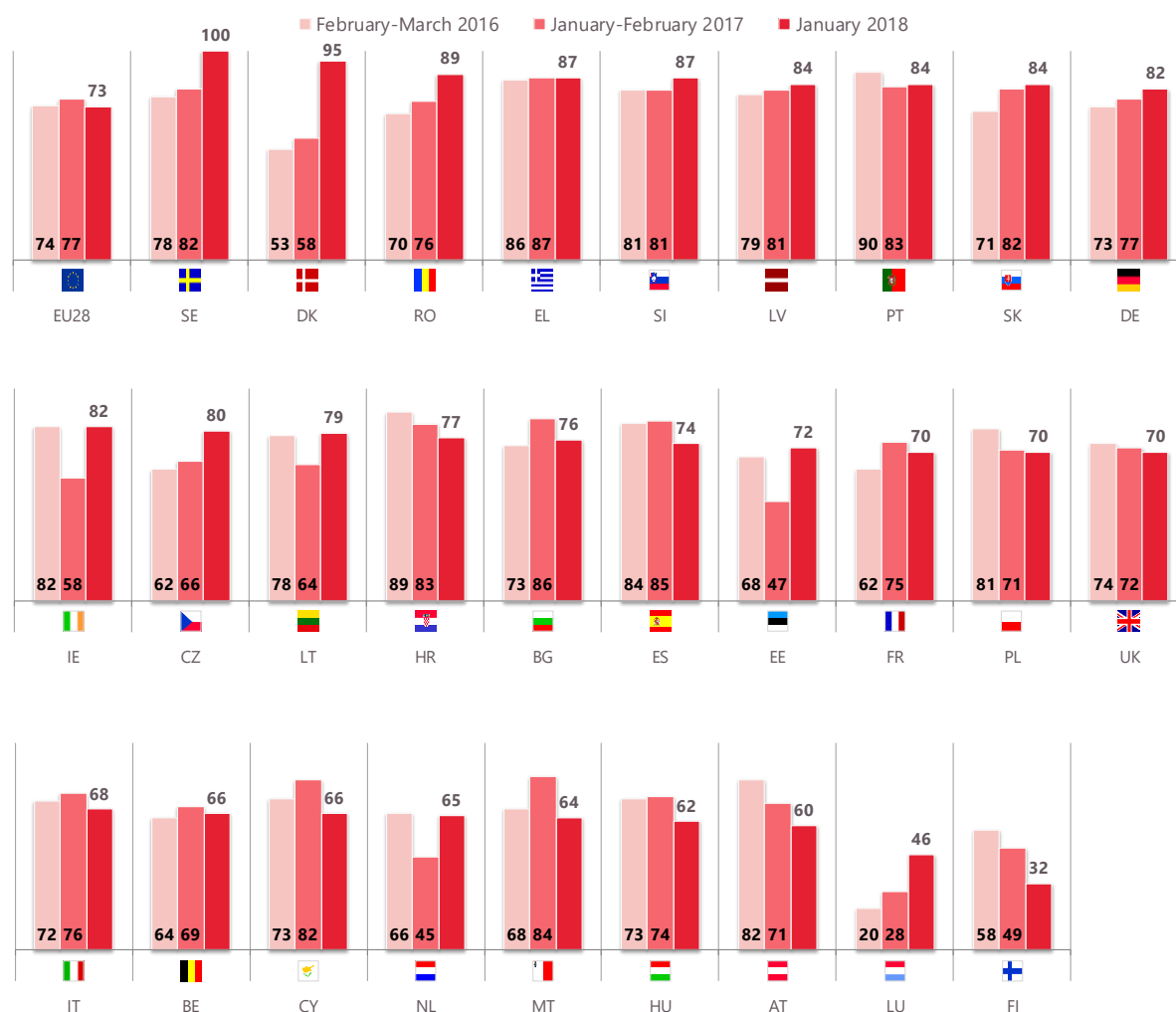
Due to low sample size in one or more years, only a limited number of countries are included in the discussion of the developments since 2016/17<sup>18</sup>.

The trends since 2017 are variable across countries. The largest increases in the proportion of companies saying interference or pressure from government and politicians explains their bad rating of the level of independence of courts and judges are seen amongst those in Lithuania (+15 pp), the Czech Republic (+14 pp) and Romania (+13 pp). In contrast, the proportions saying this in Spain (-11 pp) and Bulgaria (-10pp) have declined notably.

Compared to 2016, companies in 11 countries are now more likely to say this reason explains their negative rating of the level of independence of courts and judges, with year-on-year increases seen among those in Romania, Latvia, Slovakia, Germany and the Czech Republic. In contrast, year-on-year declines are observed for companies in Croatia, the United Kingdom and Poland.

**Q2a.1** Could you tell me to what extent each of the following reasons explains your rating of the independence of the justice system in (OUR COUNTRY):

**Interference or pressure from government and politicians**  
(% - TOTAL 'EXPLAINS')



Base: Companies rating the independence of justice in their national justice system as bad (n=2,665)

<sup>18</sup> The following countries have not been included in the discussion due to very low base sizes in one or more years: SE, DK, LU, AT, FI, NL, EE, IE, CY, HU, MT. Care should be taken when interpreting the results for the following countries, due to low base sizes in one or more years (50-99): LT, DE, PT, MT, BE, EL, CZ, UK, LV, CY, HU, RO.

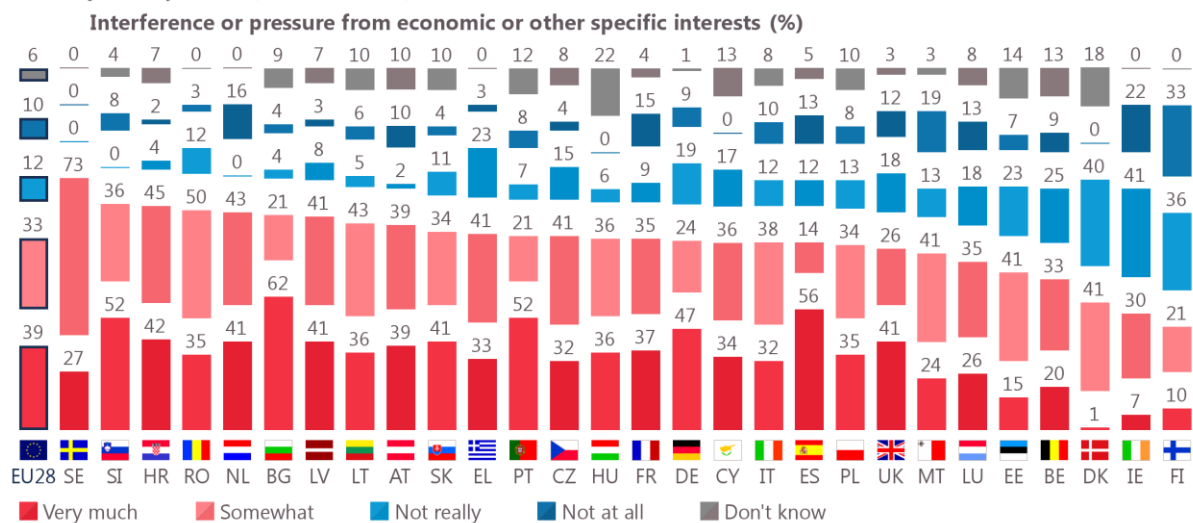
### Economic interests

The majority of companies in each Member State say interference or pressure from economic or other specific interests explains why they rate the level of independence of courts and judges in their country negatively, with proportions ranging from 88% in Slovenia, 87% in Croatia and 85% in Romania to 53% in Belgium<sup>19</sup>.

The majority of companies in Bulgaria (62%), Spain (56%), Slovenia and Portugal (both 52%) say this reason **very much** explains their rating of the level of independence of courts and judges in their country, compared to 20% of companies in Belgium and 24% in Malta. Companies in Romania (50%), Croatia (45%) and Lithuania (43%) are the most likely to say this reason **somewhat** explains their rating, while those in Spain (14%) are the least likely to do so.

Companies in Belgium (25%), Greece (23%) and Germany (19%) are the most likely to say that the interference or pressure from economic or other specific interests **do not really** explain their negative rating of the level of independence of courts and judges in their country, while those in Bulgaria and Croatia (both 4%) and Lithuania (5%) are the least likely to say so. Almost one in five companies in Malta (19%) as well as 15% in France and 13% in Spain say this reason **does not explain** their rating **at all**, compared to 2% in Croatia.

Q2a.2 Could you tell me to what extent each of the following reasons explains your rating of the independence of the justice system in (OUR COUNTRY):



Base: Companies rating the independence of justice in their national justice system as bad (n=2,665)

<sup>19</sup> The following countries have not been included in the discussion due to very low base sizes: SE (12), DK (13), LU (17), AT (19), FI (22), NL (30), EE (34), IE (41), CY (43), HU (44). Care should be taken when interpreting the results for the following countries, due to low base sizes (50-99): LT, DE, PT, MT, BE, EL, CZ, UK, LV.



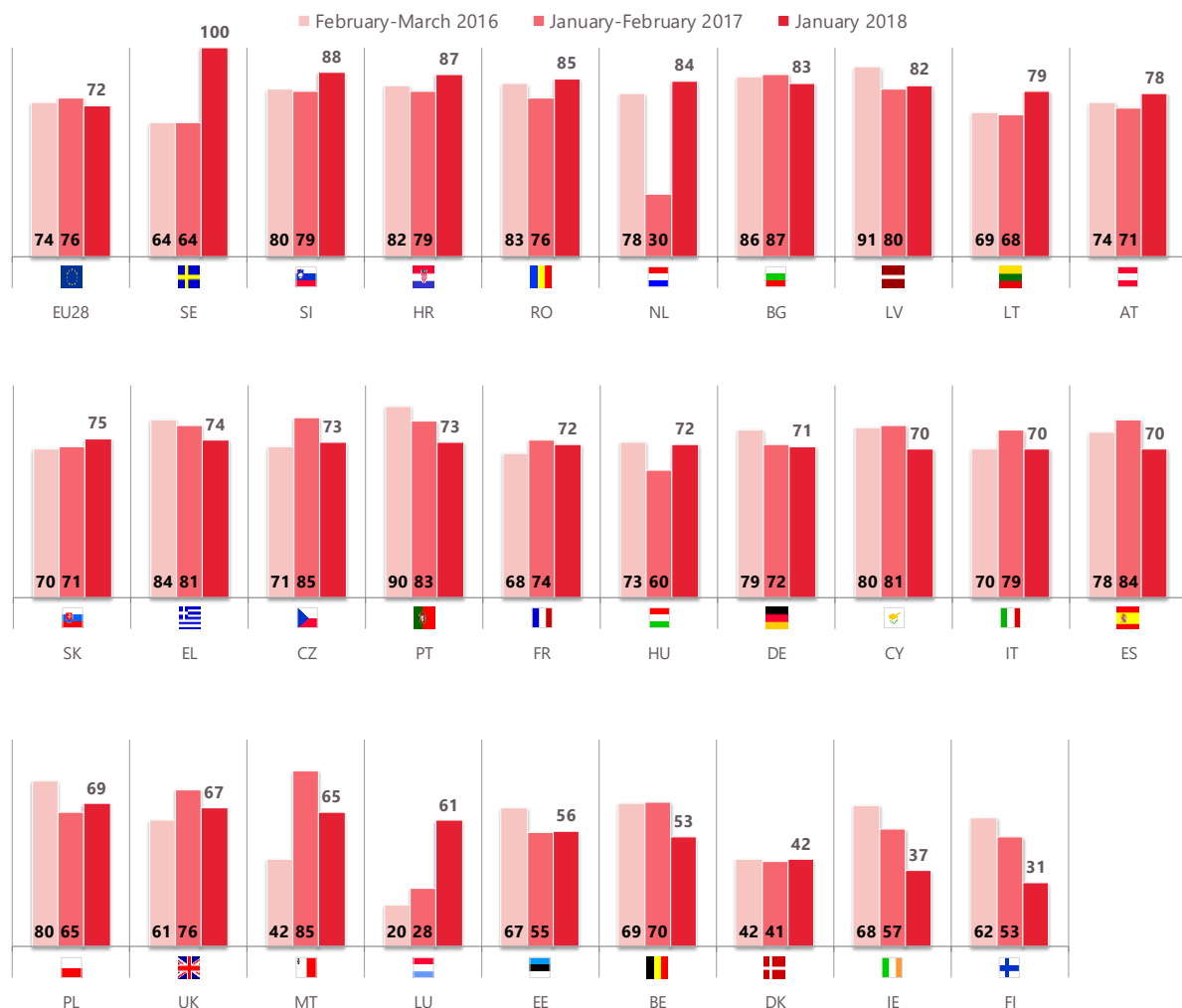
Due to a low sample size in one or more years, only a limited number of countries are included in the discussion of developments since 2016/17<sup>20</sup>.

Compared to 2017, companies in most countries are now less likely to say that the interference or pressure from economic or other specific interests explains their negative rating of the level of independence of courts and judges in their country, with the largest declines seen amongst those in Spain (-14 pp), the Czech Republic (-12 pp), Portugal (-10 pp) and the United Kingdom (-9 pp). In contrast, companies in Lithuania (+11 pp), Romania and Slovenia (both +9 pp) and Croatia (+8 pp) are now more likely to say that this reason explains their rating.

The trends since 2016 are more variable, with companies in eight countries more likely to say this reason explains their bad rating, while those in eight other countries are less likely to say it explains why they say the level of independence of courts and judges in their country is bad. In Portugal and Greece there have been consistent declines since 2016.

**Q2a.2** Could you tell me to what extent each of the following reasons explains your rating of the independence of the justice system in (OUR COUNTRY):

**Interference or pressure from economic or other specific interests**  
(% - TOTAL 'EXPLAINS')



Base: Companies rating the independence of justice in their national justice system as bad (n=2,665)

<sup>20</sup> The following countries have not been included in the discussion due to very low base sizes in one or more years: SE, DK, LU, AT, FI, NL, EE, IT, CY, HU, IE, MT. Care should be taken when interpreting the results for the following countries, due to low base sizes in one or more years (50-99): LT, DE, PT, MT, BE, EL, CZ, UK, LV, CY, HU, RO.

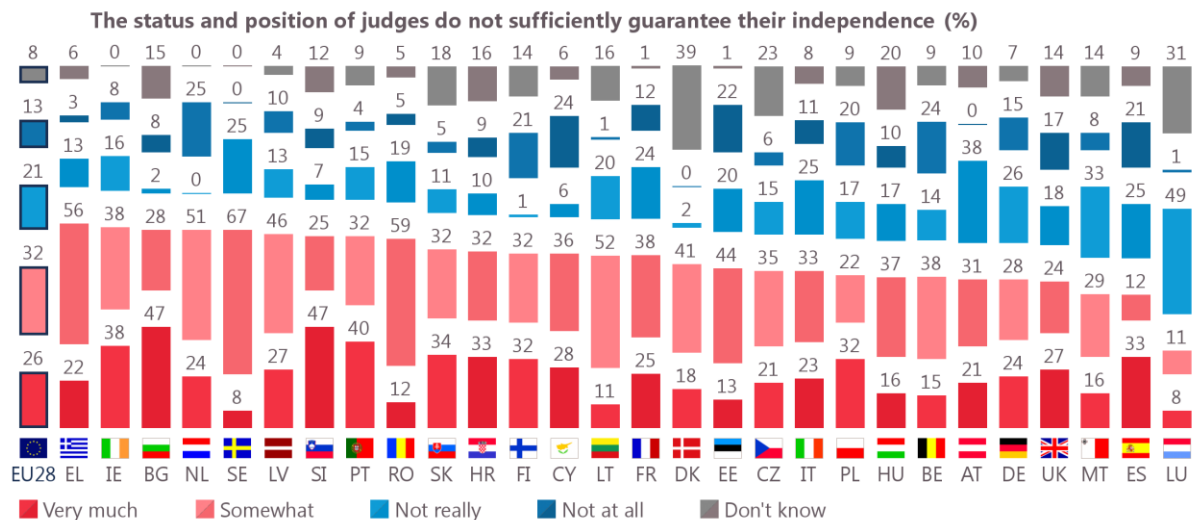
### Status and position of judges

In all but three Member States, the majority of companies who rated the level independence of courts and judges as bad say the fact that the status and position of judges do not sufficiently guarantee their independence explains their bad perception of the level of independence of courts and judges in their country.<sup>21</sup> At least three quarters of companies in Greece (78%), Ireland (76%) and Bulgaria (75%) say this, compared to 45% in Spain and Malta.

Companies in Bulgaria, Slovenia (both 47%) and Portugal (40%) are the most likely to say this **very much** explains their bad rating of the level of independence of courts and judges in their country. The majority of this group of companies in Romania (59%), Greece (56%), Lithuania (52%) and the Netherlands (51%) say the status and position of judges **somewhat** explain their rating, while those in Spain (12%) are the least likely to do so.

Companies in Malta (33%) are the most likely to say the status and position of judges do **not really** explain their negative rating of the level of independence of the justice system in their country, in terms of independence of courts and judges, while those in Finland (1%), Bulgaria and Denmark (both 2%) are the least likely to do so. One quarter of this group of companies in the Netherlands (25%), as well as 24% in Belgium say this reason does **not** explain their rating **at all**, compared to 1% in Lithuania.

Q2a.3 Could you tell me to what extent each of the following reasons explains your rating of the independence of the justice system in (OUR COUNTRY):



Base: Companies rating the independence of justice in their national justice system as bad (n=2,665)

Due to low sample size in one or more years, only a limited number of countries are included in the discussion of developments since 2016/17<sup>22</sup>.

There have been some large changes since 2017. Companies in Slovakia (+16 pp), Croatia (+11 pp), Romania and Bulgaria (both +10 pp) are now more likely to say the status and position of judges not sufficiently guaranteeing their independence explains why they perceive negatively the level of

<sup>21</sup> The following countries have not been included in the discussion due to very low base sizes: SE (12), DK (13), LU (17), AT (19), FI (22), NL (30), EE (34), IE (41), CY (43), HU (44). Care should be taken when interpreting the results for the following countries, due to low base sizes (50-99): LT, DE, PT, MT, BE, EL, CZ, UK, LV.

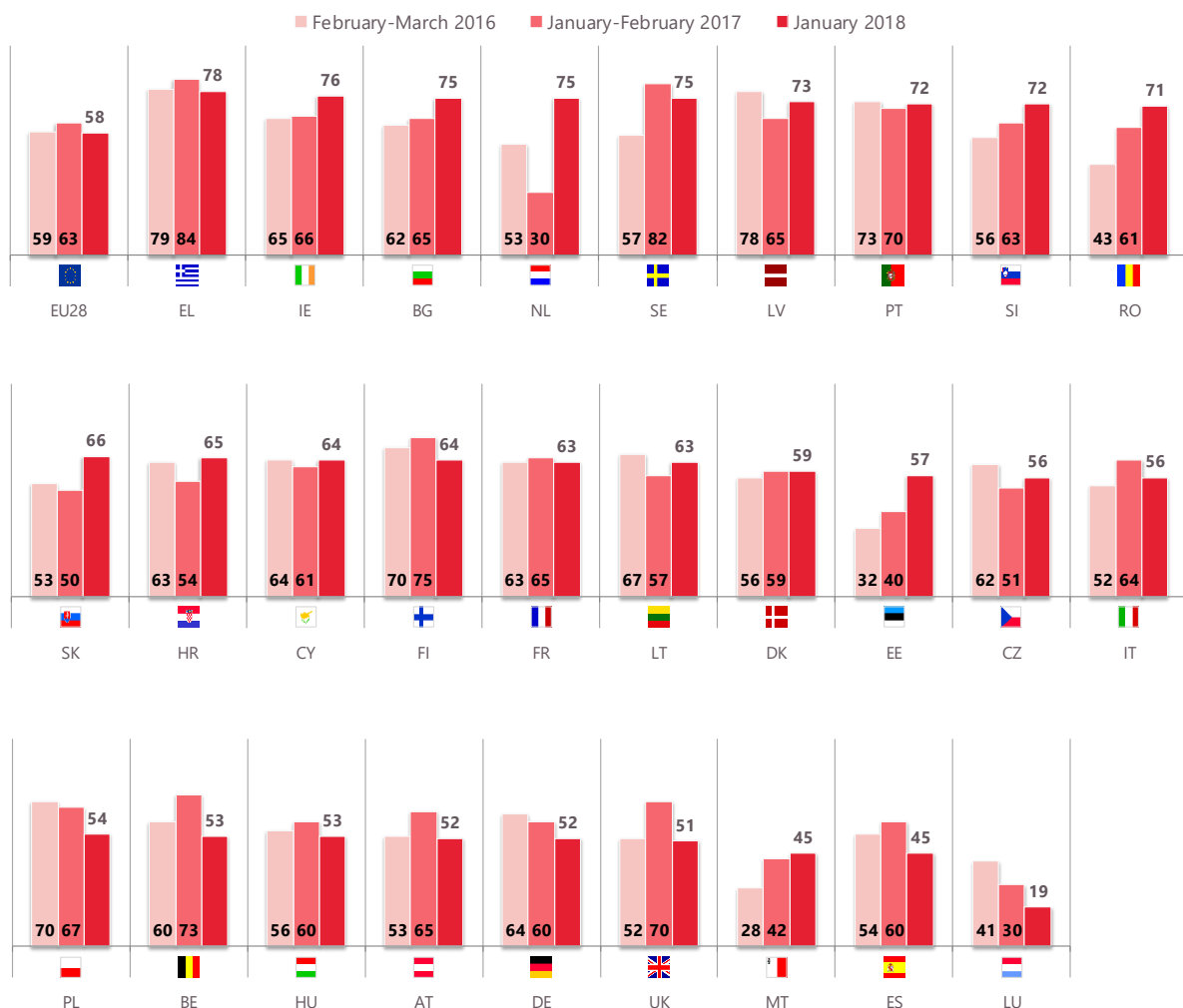
<sup>22</sup> The following countries have not been included in the discussion due to very low base sizes in one or more years: SE, DK, LU, AT, FI, NL, EE, IE, CY, HU, MT. Care should be taken when interpreting the results for the following countries, due to low base sizes in one or more years (50-99): LT, DE, PT, MT, BE, EL, CZ, UK, LV, CY, HU, RO.

independence of courts and judges in their country. Those in Belgium (-20 pp), the United Kingdom (-19 pp), Spain (-15 pp) and Poland (-13 pp), on the other hand, are now less likely to do so.

Compared to 2016, companies are generally less likely to say this reason explains their negative rating of the level of independence of courts and judges in their country. There have been year-on-year declines amongst companies in Poland. In Slovenia, Bulgaria and Romania, on the other hand, the proportion of companies saying this reason explains their rating has been consistently increasing.

**Q2a.3** Could you tell me to what extent each of the following reasons explains your rating of the independence of the justice system in (OUR COUNTRY):

**The status and position of judges do not sufficiently guarantee their independence**  
(% - TOTAL 'EXPLAINS')



Base: Companies rating the independence of justice in their national justice system as bad (n=2,665)

The analysis of company characteristics reveals the following:

- Companies with 50-249 employees are the most likely to say that the **interference or pressure from government and politicians** (90%) or from **economic or other specific interests** (87%) explains why they perceive the level of independence of courts and judges in their country negatively. Those with 10-49 employees are the most likely to say the **status and position of judges** explain their rating (64%).

- Manufacturing and industry sector companies are the most likely to say that the **interference or pressure from government and politicians**, or from **economic or other specific interests** explains their negative rating of the level of independence of courts and judges in their country. Services (62%) and manufacturing (61%) companies are the most likely to say this about the **status and position of judges**, particularly compared to those in retail (55%).
- Companies established between 2012 and 2017 are the most likely to say that the **status and position of judges** explain their poor rating (67% vs 57% of companies established before 2012) of the level of independence of courts and judges in their country.
- Companies with a turnover of more than 500,000 are the most likely to **say that the interference or pressure from government and politicians** explains their poor rating. Of the level of independence of courts and judges. Those with a turnover of more than 100,000 to 500,000 are the most likely to say this about the **status and position of judges** (64%).
- Companies that have not been involved in a dispute that went to court are the most likely to say that the **interference or pressure from economic or other specific interests** explains their poor rating of the independence of courts and judges in their country (72% vs 66% who have been to court).

**Q2a** Could you tell me to what extent each of the following reasons explains your rating of the independence of the justice system in (OUR COUNTRY):  
(% - EU)

	Interference or pressure from government and politicians		Interference or pressure from economic or other specific interests		The status and position of judges do not sufficiently guarantee their independence	
	Total 'Explains'	Total 'Doesn't explain'	Total 'Explains'	Total 'Doesn't explain'	Total 'Explains'	Total 'Doesn't explain'
EU28	73	22	72	22	58	34
<b>Company size</b>						
1-9	72	23	70	23	58	34
10-49	73	17	78	18	64	28
50-249	90	7	87	9	57	31
250+	89	7	77	16	54	38
<b>Sectors grouped (NACE)</b>						
Manufacturing (C)	80	16	76	23	61	29
Retail (G)	72	22	69	23	55	38
Services (H/I/J/K/L/M/N/R)	70	24	72	22	62	28
Industry (D/E/F)	78	17	76	18	57	37
<b>Company age</b>						
Before 2012	72	22	71	23	57	34
Between 2012 and 2017	78	17	74	21	67	26
After 2017	51	49	78	22	50	50
<b>Company's turnover in 2017</b>						
Up to 100 000 euros	69	22	70	21	55	35
More than 100 000 to 500 000 euros	75	23	73	23	64	32
More than 500 000 to 2 mil. euros	81	16	73	24	55	42
More than 2 mil. euros	80	13	75	21	57	33
<b>Involved in dispute which went to court</b>						
Yes	69	26	66	31	61	32
No	73	21	72	21	58	34

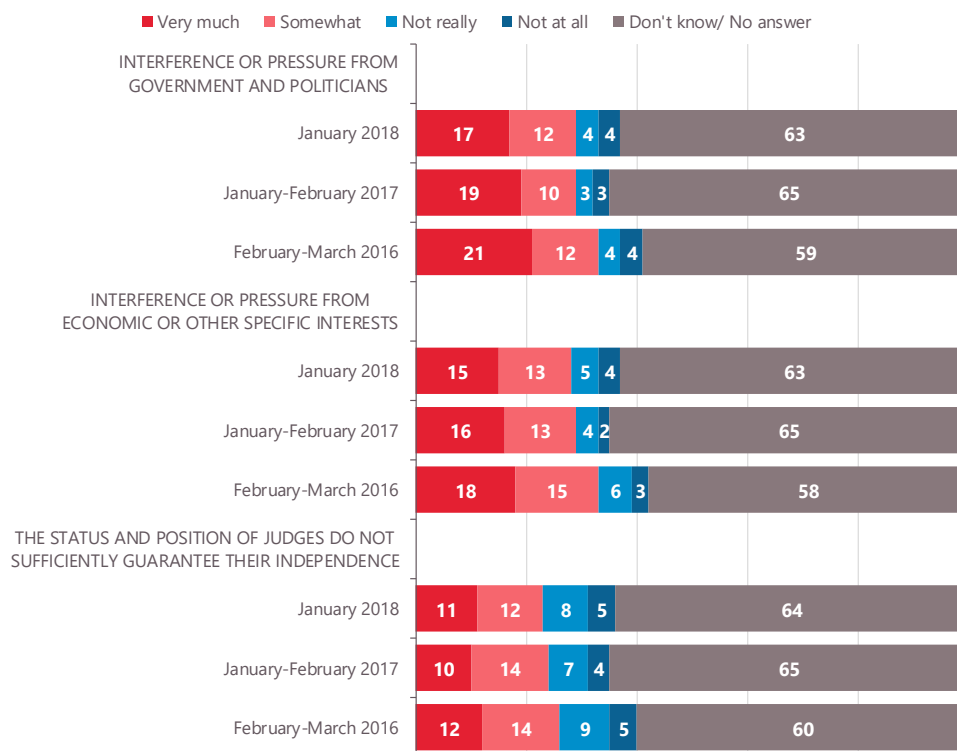
Base: Companies rating the independence of justice in their national justice system as bad (n=2,665)

The chart below illustrates the results of this question when considering all companies that participated in the survey. Almost three in ten say that the interference or pressure from government and politicians (29%) explains why they think that the level independence of courts and judges in their country is bad, and almost as many (28%) say this about the interference or pressure from economic or other specific interests. Almost one quarter say the status and position of judges not sufficiently guaranteeing their independence explains why they rate the level of independence of courts and judges in their country as bad (23%).

Results have remained stable compared to 2017.

Compared to 2016, companies are now less likely to say that the interference or pressure from economic or other specific interests (-5 pp), or from government and politicians (-4 pp) explains their rating of the level of independence of courts and judges. They are also less likely to say the status and position of judges insufficiently guaranteeing their independence or explains why they rate the independence of their justice system as bad (-3 pp).

**Q2aT** Could you tell me to what extent each of the following reasons explains your rating of the independence of the justice system in (OUR COUNTRY): (% - EU)



Base: all companies (n=6,805)

At a national level, the results recalculated on the full sample shows a large variation across countries.<sup>23</sup>

Slovenia (56%), Croatia (54%) and Slovakia (53%) are the only countries where at least half of all companies say that the interference or pressure from government and politicians explains why they rate the level of independence of courts and judges in their country as bad. Those in Slovakia, Finland (3%), and Luxembourg (4%) are the least likely to say this.

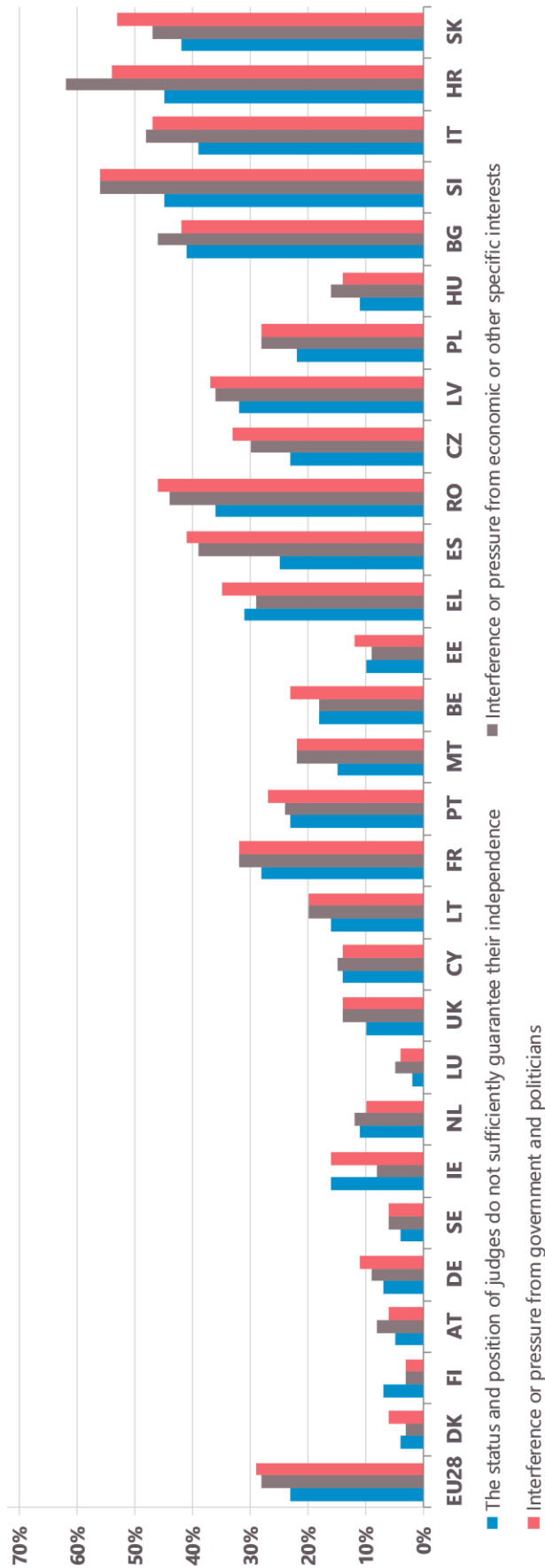
Companies in Croatia (62%), Slovenia (56%) and Italy (48%) are the most likely to say that the interference or pressure from economic or other specific interests explains why they rate the level of independence of courts and judges in their country negatively. At the other end of the scale only 3% of companies in Denmark and Finland and 5% in Luxembourg also say this.

At least four in ten companies in Croatia, Slovenia (both 45%), Slovakia (42%) and Bulgaria (41%) say the fact that the status and position of judges do not sufficiently guarantee their independence explains why they rate the level of independence of courts and judges in their country as bad. In contrast, 2% of companies in Luxembourg and 4% in Denmark and Sweden say the same.

---

<sup>23</sup> Subtotals may not sum to their corresponding items due to weighting and rounding.

**Q2aT** Could you tell me to what extent each of the following reasons explains your rating of the independence of the justice system in (OUR COUNTRY): (% - TOTAL 'EXPLAINS')



Base: all companies (n=6,805)  
 The order of the countries presented in the chart above corresponds to the order in the chart for Q1.

## TECHNICAL SPECIFICATIONS

Between the 15<sup>th</sup> and 24<sup>th</sup> of January 2018, TNS Political & Social, a consortium created between TNS political & social, TNS UK and TNS opinion, carried out the survey FLASH EUROBAROMETER 462 about “Perceived independence of the national justice systems in the EU among companies”.

This survey has been requested by the EUROPEAN COMMISSION, Directorate-General for Communication. It is a business to business survey co-ordinated by the Directorate-General for Communication (DG COMM “Media Monitoring, Media Analysis and Eurobarometer” Unit).

The FLASH EUROBAROMETER 462 survey covers businesses employing 1 or more persons in the Manufacturing (Nace category C), Retail (Nace category G), Services (Nace categories H/I/J/K/L/M/N/R) and Industry (Nace categories D/E/F) sectors within the European Union.

Whenever a company was eligible the selected respondent had to be someone with decision making responsibilities (managing director, CEO) or someone leading the commercial activities of the company (Commercial managers, sales managers, marketing managers).

All interviews were carried using the TNS e-Call center (our centralized CATI system). The sample was selected from an international business database, with some additional sample from local sources in countries where necessary.

Quotas were applied on both company size (using four different ranges: 1-9 employees, 10-49 employees, 50-249 employees and 250 employees or more) and sectors (Retail, Services, Manufacturing and Industry). These quotas were adjusted according to the country’s universe but were also reasoned in order to ensure that the sample was large enough in every cell.

	COUNTRIES	INSTITUTES	N° INTERVIEWS	DATES FIELDWORK		UNIVERSE	PROPORTION EU28
BE	Belgium	NID	201	15/01/2018	24/01/2018	637,419	2.63%
BG	Bulgaria	TNS BBSS	200	15/01/2018	24/01/2018	333,431	1.38%
CZ	Czech Rep.	TNS Aisa	200	15/01/2018	24/01/2018	1,041,009	4.30%
DK	Denmark	TNS Gallup DK	201	15/01/2018	24/01/2018	240,011	0.99%
DE	Germany	TNS Infratest	400	15/01/2018	24/01/2018	2,538,512	10.49%
EE	Estonia	TNS Emor	200	15/01/2018	24/01/2018	64,317	0.27%
IE	Ireland	Millward Brown IMS	200	15/01/2018	24/01/2018	86,010	0.36%
EL	Greece	TNS ICAP	201	15/01/2018	24/01/2018	694,088	2.87%
ES	Spain	TNS Spain	400	15/01/2018	24/01/2018	2,465,640	10.19%
FR	France	TNS Sofres	400	15/01/2018	24/01/2018	3,182,877	13.15%
HR	Croatia	HENDAL	400	15/01/2018	24/01/2018	146,453	0.61%
IT	Italy	TNS Italia	200	15/01/2018	24/01/2018	3,927,022	16.22%
CY	Rep. Of Cyprus	CYMAR	200	15/01/2018	24/01/2018	49,718	0.21%
LV	Latvia	TNS Latvia	200	15/01/2018	24/01/2018	100,257	0.41%
LT	Lithuania	TNS LT	200	15/01/2018	24/01/2018	156,592	0.65%
LU	Luxembourg	NID	200	15/01/2018	24/01/2018	36,787	0.15%
HU	Hungary	TNS Hoffmann	200	15/01/2018	24/01/2018	510,614	2.11%
MT	Malta	MISCO	200	15/01/2018	24/01/2018	25,491	0.11%
NL	Netherlands	TNS NIPO	200	15/01/2018	24/01/2018	1,314,758	5.43%
AT	Austria	TNS Research Austria	200	15/01/2018	24/01/2018	352,259	1.46%
PL	Poland	TNS Polska	400	15/01/2018	24/01/2018	1,571,557	6.49%
PT	Portugal	TNS Portugal	200	15/01/2018	24/01/2018	804,662	3.32%
RO	Romania	TNS CSOP	200	15/01/2018	24/01/2018	456,670	1.89%
SI	Slovenia	Mediana	200	15/01/2018	24/01/2018	131,286	0.54%
SK	Slovakia	TNS Slovakia	200	15/01/2018	24/01/2018	399,572	1.65%
FI	Finland	TNS Gallup Oy	200	15/01/2018	24/01/2018	267,384	1.10%
SE	Sweden	TNS Sifo	200	15/01/2018	24/01/2018	768,033	3.17%
UK	United Kingdom	TNS UK	400	15/01/2018	24/01/2018	1,902,810	7.86%
		TOTAL EU28	6,803	15/01/18	24/01/2018	24,205,239	100%*



Readers are reminded that survey results are estimations, the accuracy of which, everything being equal, rests upon the sample size and upon the observed percentage. With samples of about 1,000 interviews, the real percentages vary within the following confidence limits:

Statistical Margins due to the sampling process

(at the 95% level of confidence)

*various sample sizes are in rows*

*various observed results are in columns*

	5%	10%	15%	20%	25%	30%	35%	40%	45%	50%	
	95%	90%	85%	80%	75%	70%	65%	60%	55%	50%	
N=50	6,0	8,3	9,9	11,1	12,0	12,7	13,2	13,6	13,8	13,9	N=50
N=500	1,9	2,6	3,1	3,5	3,8	4,0	4,2	4,3	4,4	4,4	N=500
N=1000	1,4	1,9	2,2	2,5	2,7	2,8	3,0	3,0	3,1	3,1	N=1000
N=1500	1,1	1,5	1,8	2,0	2,2	2,3	2,4	2,5	2,5	2,5	N=1500
N=2000	1,0	1,3	1,6	1,8	1,9	2,0	2,1	2,1	2,2	2,2	N=2000
N=3000	0,8	1,1	1,3	1,4	1,5	1,6	1,7	1,8	1,8	1,8	N=3000
N=4000	0,7	0,9	1,1	1,2	1,3	1,4	1,5	1,5	1,5	1,5	N=4000
N=5000	0,6	0,8	1,0	1,1	1,2	1,3	1,3	1,4	1,4	1,4	N=5000
N=6000	0,6	0,8	0,9	1,0	1,1	1,2	1,2	1,2	1,3	1,3	N=6000
N=7000	0,5	0,7	0,8	0,9	1,0	1,1	1,1	1,1	1,2	1,2	N=7000
N=7500	0,5	0,7	0,8	0,9	1,0	1,0	1,1	1,1	1,1	1,1	N=7500
N=8000	0,5	0,7	0,8	0,9	0,9	1,0	1,0	1,1	1,1	1,1	N=8000
N=9000	0,5	0,6	0,7	0,8	0,9	0,9	1,0	1,0	1,0	1,0	N=9000
N=10000	0,4	0,6	0,7	0,8	0,8	0,9	0,9	1,0	1,0	1,0	N=10000
N=11000	0,4	0,6	0,7	0,7	0,8	0,9	0,9	0,9	0,9	0,9	N=11000
N=12000	0,4	0,5	0,6	0,7	0,8	0,8	0,9	0,9	0,9	0,9	N=12000
N=13000	0,4	0,5	0,6	0,7	0,7	0,8	0,8	0,8	0,9	0,9	N=13000
N=14000	0,4	0,5	0,6	0,7	0,7	0,8	0,8	0,8	0,8	0,8	N=14000
N=15000	0,3	0,5	0,6	0,6	0,7	0,7	0,8	0,8	0,8	0,8	N=15000
	5%	10%	15%	20%	25%	30%	35%	40%	45%	50%	
	95%	90%	85%	80%	75%	70%	65%	60%	55%	50%	

## QUESTIONNAIRE

### ASK ALL

**Q1 From what you know, how would you rate the justice system in (OUR COUNTRY) in terms of the independence of courts and judges? Would you say it is very good, fairly good, fairly bad or very bad?**

*(READ OUT – ONE ANSWER ONLY)*

Very good	1
Fairly good	2
Fairly bad	3
Very bad	4
DK	5

FL448 Q1

**ASK Q2a IF 'FAIRLY BAD' (CODE 3) OR 'VERY BAD' (CODE 4) IN Q1 – OTHERS GO TO Q2b**

**Q2a Could you tell me to what extent each of the following reasons explains your rating of the independence of the justice system in (OUR COUNTRY):**

*(READ OUT – ONE ANSWER PER LINE)*

		Very much	Somewhat	Not really	Not at all	DK
1	Interference or pressure from government and politicians	1	2	3	4	6
2	Interference or pressure from economic or other specific interests	1	2	3	4	6
3	The status and position of judges do not sufficiently guarantee their independence	1	2	3	4	6

FL448 Q2a

**ASK Q2b IF 'VERY GOOD' (CODE 1) OR 'FAIRLY GOOD' (CODE 2) IN Q1**



























**Q2b** Could you tell me to what extent each of the following reasons explains your rating of the independence of the justice system in (OUR COUNTRY):

(READ OUT – ONE ANSWER PER LINE)

		Very much	Somewhat	Not really	Not at all	DK
1	No interference or pressure from government and politicians	1	2	3	4	6
2	No interference or pressure from economic or other specific interests	1	2	3	4	6
3	The status and position of judges sufficiently guarantee their independence	1	2	3	4	6

FL448 Q2b

**D8** In the last two years, has your company been involved in any dispute which has gone to court?  
(%)

		Yes		No		Don't know
		FL462	Diff. FL462 - FL448	FL462	Diff. FL462 - FL448	
EU28		10	0	89	0	1
BE		13	-4	87	7	0
BG		4	-4	95	3	1
CZ		11	-1	89	1	0
DK		10	-4	90	4	0
DE		18	-2	80	1	2
EE		10	-2	90	2	0
IE		2	-2	90	0	8
EL		13	-4	84	2	3
ES		8	-4	91	3	1
FR		17	8	81	-10	2
HR		22	-9	75	9	3
IT		3	-2	95	1	2
CY		13	-3	85	4	2
LV		10	1	90	-1	0
LT		15	1	85	1	0
LU		15	-3	82	2	3
HU		7	-4	93	5	0
MT		10	-2	88	2	2
NL		8	0	92	0	0
AT		18	1	81	-1	1
PL		14	3	86	-2	0
PT		10	3	89	-4	1
RO		7	-6	92	6	1
SI		15	-1	85	1	0
SK		5	-4	94	3	1
FI		2	-1	98	1	0
SE		1	-5	99	5	0
UK		4	2	93	-2	3

**Q1** From what you know, how would you rate the justice system in (OUR COUNTRY) in terms of the independence of courts and judges? Would you say it is very good, fairly good, fairly bad or very bad? (%)

		Very good		Fairly good		Fairly bad		Very bad		Don't know	Total 'Good'		Total 'Bad'	
		FL462	Diff. FL462 - FL448	FL462	Diff. FL462 - FL448	FL462	Diff. FL462 - FL448	FL462	Diff. FL462 - FL448		FL462	Diff. FL462 - FL448	FL462	Diff. FL462 - FL448
EU28		9	1	39	-2	25	1	14	1	13	48	-1	39	2
BE		0	-4	48	-6	26	4	9	3	17	48	-10	35	7
BG		0	0	27	0	34	1	21	-7	18	27	0	55	-6
CZ		5	4	34	1	27	-3	14	0	20	39	5	41	-3
DK		42	-14	46	16	6	2	0	-2	6	88	2	6	0
DE		20	1	57	3	9	-4	4	-3	10	77	4	13	-7
EE		11	4	36	-4	16	3	1	-1	36	47	0	17	2
IE		20	2	50	5	12	-6	8	5	10	70	7	20	-1
EL		7	-5	39	-2	29	10	11	-9	14	46	-7	40	1
ES		5	5	36	6	31	-10	25	7	3	41	11	56	-3
FR		3	0	48	-6	30	8	15	6	4	51	-6	45	14
HR		0	-1	15	-14	32	1	38	2	15	15	-15	70	3
IT		1	-1	22	-7	44	8	25	-2	8	23	-8	69	6
CY		11	5	47	8	12	-11	10	-5	20	58	13	22	-16
LV		3	0	36	-11	36	-4	8	2	17	39	-11	44	-2
LT		1	-1	52	4	23	2	2	-7	22	53	3	25	-5
LU		15	-3	51	-4	7	5	1	-2	26	66	-7	8	3
HU		6	3	28	-17	16	-2	6	-1	44	34	-14	22	-3
MT		6	-1	42	-17	23	7	11	4	18	48	-18	34	11
NL		21	-1	48	2	9	3	6	4	16	69	1	15	7
AT		24	11	57	5	9	-8	1	-6	9	81	16	10	-14
PL		8	5	28	-6	21	-7	19	5	24	36	-1	40	-2
PT		4	2	45	12	24	-11	9	-1	18	49	14	33	-12
RO		2	-3	38	0	38	19	13	0	9	40	-3	51	19
SI		2	0	21	2	33	11	30	-1	14	23	2	63	10
SK		0	0	14	4	40	6	24	-8	22	14	4	64	-2
FI		20	-6	65	6	10	7	1	-1	4	85	0	11	6
SE		24	6	49	11	6	-2	0	-5	21	73	17	6	-7
UK		15	-1	45	-3	12	3	9	3	19	60	-4	21	6

**Q2a.1** Could you tell me to what extent each of the following reasons explains your rating of the independence of the justice system in (OUR COUNTRY):

**Interference or pressure from government and politicians (%)**

(IF 'FAIRLY BAD' OR 'VERY BAD' IN Q1)

		Very much		Somewhat		Not really		Not at all		Don't know	Total 'Explains'		Total 'Doesn't explain'	
		FL462	Diff. FL462 - FL448	FL462	Diff. FL462 - FL448	FL462	Diff. FL462 - FL448	FL462	Diff. FL462 - FL448		FL462	Diff. FL462 - FL448	FL462	Diff. FL462 - FL448
EU28		43	-7	30	3	12	3	10	2	5	73	-4	22	5
BE		38	-9	28	6	5	-17	20	16	9	66	-3	25	-1
BG		56	-2	20	-8	6	0	4	2	14	76	-10	10	2
CZ		47	0	33	14	5	-7	5	-1	10	80	14	10	-8
DK		20	-37	75	74	2	-17	1	-3	2	95	37	3	-20
DE		60	11	22	-6	7	3	11	-4	0	82	5	18	-1
EE		21	-3	51	28	0	-8	21	6	7	72	25	21	-2
IE		36	12	46	12	11	-16	7	-3	0	82	24	18	-19
EL		42	-13	45	13	13	13	0	-6	0	87	0	13	7
ES		67	7	7	-18	9	0	11	7	6	74	-11	20	7
FR		40	-6	30	1	16	2	12	6	2	70	-5	28	8
HR		50	-8	27	2	9	7	4	-9	10	77	-6	13	-2
IT		30	-17	38	9	15	7	11	2	6	68	-8	26	9
CY		37	-16	29	0	17	17	11	-4	6	66	-16	28	13
LV		48	2	36	1	12	2	1	-5	3	84	3	13	-3
LT		47	7	32	8	10	-4	0	-9	11	79	15	10	-13
LU		18	17	28	1	25	-23	25	25	4	46	18	50	2
HU		44	-6	18	-6	16	6	5	-5	17	62	-12	21	1
MT		43	-12	21	-8	5	-5	19	18	12	64	-20	24	13
NL		33	4	32	16	19	5	16	-25	0	65	20	35	-20
AT		40	-1	20	-10	11	-9	10	1	19	60	-11	21	-8
PL		37	-2	33	1	13	-3	8	2	9	70	-1	21	-1
PT		59	4	25	-3	7	0	4	-1	5	84	1	11	-1
RO		42	-8	47	21	6	5	3	-9	2	89	13	9	-4
SI		57	0	30	6	4	2	4	4	5	87	6	8	6
SK		62	-5	22	7	8	2	2	-3	6	84	2	10	-1
FI		31	5	1	-22	25	-1	43	42	0	32	-17	68	41
SE		31	-23	69	41	0	-9	0	0	0	100	18	0	-9
UK		31	-22	39	20	7	-8	15	2	8	70	-2	22	-6

**Q2a.2** Could you tell me to what extent each of the following reasons explains your rating of the independence of the justice system in (OUR COUNTRY):

**Interference or pressure from economic or other specific interests (%)**

(IF 'FAIRLY BAD' OR 'VERY BAD' IN Q1)

		Very much		Somewhat		Not really		Not at all		Don't know	Total 'Explains'		Total 'Doesn't explain'	
		FL462	Diff. FL462 - FL448	FL462	Diff. FL462 - FL448	FL462	Diff. FL462 - FL448	FL462	Diff. FL462 - FL448		FL462	Diff. FL462 - FL448	FL462	Diff. FL462 - FL448
EU28		39	-2	33	-2	12	1	10	4	6	72	-4	22	5
BE		20	-19	33	2	25	-1	9	9	13	53	-17	34	8
BG		62	7	21	-11	4	2	4	0	9	83	-4	8	2
CZ		32	-27	41	15	15	10	4	-2	8	73	-12	19	8
DK		1	0	41	1	40	39	0	-21	18	42	1	40	18
DE		47	14	24	-15	19	8	9	-4	1	71	-1	28	4
EE		15	-16	41	17	23	15	7	-8	14	56	1	30	7
IE		7	-17	30	-3	41	27	22	-2	0	37	-20	63	25
EL		33	-11	41	4	23	14	3	0	0	74	-7	26	14
ES		56	7	14	-21	12	5	13	9	5	70	-14	25	14
FR		37	3	35	-5	9	0	15	5	4	72	-2	24	5
HR		42	1	45	7	4	-5	2	-5	7	87	8	6	-10
IT		32	-7	38	-2	12	1	10	6	8	70	-9	22	7
CY		34	-23	36	12	17	12	0	-14	13	70	-11	17	-2
LV		41	-2	41	4	8	0	3	-4	7	82	2	11	-4
LT		36	-20	43	31	5	0	6	-5	10	79	11	11	-5
LU		26	3	35	30	18	-8	13	11	8	61	33	31	3
HU		36	2	36	10	6	-9	0	-10	22	72	12	6	-19
MT		24	2	41	-22	13	3	19	14	3	65	-20	32	17
NL		41	41	43	13	0	-42	16	-12	0	84	54	16	-54
AT		39	-6	39	13	2	-8	10	-9	10	78	7	12	-17
PL		35	8	34	-4	13	-5	8	3	10	69	4	21	-2
PT		52	-14	21	4	7	-7	8	5	12	73	-10	15	-2
RO		35	-4	50	13	12	7	3	-5	0	85	9	15	2
SI		52	-2	36	11	0	-3	8	0	4	88	9	8	-3
SK		41	-11	34	15	11	-1	4	2	10	75	4	15	1
FI		10	-16	21	-6	36	13	33	9	0	31	-22	69	22
SE		27	-27	73	63	0	-27	0	-9	0	100	36	0	-36
UK		41	15	26	-24	18	10	12	8	3	67	-9	30	18

**Q2a.3** Could you tell me to what extent each of the following reasons explains your rating of the independence of the justice system in (OUR COUNTRY):

**The status and position of judges do not sufficiently guarantee their independence (%)**

(IF 'FAIRLY BAD' OR 'VERY BAD' IN Q1)

		Very much		Somewhat		Not really		Not at all		Don't know	Total 'Explains'		Total 'Doesn't explain'	
		FL462	Diff. FL462 - FL448	FL462	Diff. FL462 - FL448	FL462	Diff. FL462 - FL448	FL462	Diff. FL462 - FL448		FL462	Diff. FL462 - FL448	FL462	Diff. FL462 - FL448
EU28		26	0	32	-5	21	2	13	2	8	58	-5	34	4
BE		15	-2	38	-18	14	0	24	20	9	53	-20	38	20
BG		47	3	28	7	2	-11	8	1	15	75	10	10	-10
CZ		21	7	35	-2	15	-4	6	-10	23	56	5	21	-14
DK		18	-2	41	2	2	-18	0	-3	39	59	0	2	-21
DE		24	3	28	-11	26	6	15	6	7	52	-8	41	12
EE		13	4	44	13	20	12	22	14	1	57	17	42	26
IE		38	29	38	-19	16	2	8	-12	0	76	10	24	-10
EL		22	-12	56	6	13	10	3	-3	6	78	-6	16	7
ES		33	12	12	-27	25	5	21	6	9	45	-15	46	11
FR		25	-3	38	1	24	3	12	1	1	63	-2	36	4
HR		33	11	32	0	10	-8	9	-5	16	65	11	19	-13
IT		23	-4	33	-4	25	4	11	1	8	56	-8	36	5
CY		28	14	36	-11	6	-2	24	2	6	64	3	30	0
LV		27	-6	46	14	13	1	10	-3	4	73	8	23	-2
LT		11	-16	52	22	20	-3	1	-3	16	63	6	21	-6
LU		8	5	11	-16	49	25	1	-21	31	19	-11	50	4
HU		16	-10	37	3	17	-8	10	5	20	53	-7	27	-3
MT		16	-6	29	9	33	9	8	-17	14	45	3	41	-8
NL		24	23	51	22	0	-42	25	11	0	75	45	25	-31
AT		21	-4	31	-9	38	13	0	-9	10	52	-13	38	4
PL		32	2	22	-15	17	-9	20	19	9	54	-13	37	10
PT		40	2	32	0	15	3	4	-11	9	72	2	19	-8
RO		12	-19	59	29	19	8	5	-13	5	71	10	24	-5
SI		47	20	25	-11	7	5	9	-9	12	72	9	16	-4
SK		34	8	32	8	11	-7	5	-12	18	66	16	16	-19
FI		32	4	32	-15	1	0	21	-3	14	64	-11	22	-3
SE		8	-37	67	30	25	7	0	0	0	75	-7	25	7
UK		27	7	24	-26	18	15	17	5	14	51	-19	35	20



**Q2aT.1** Could you tell me to what extent each of the following reasons explains your rating of the independence of the justice system in (OUR COUNTRY):

**Interference or pressure from government and politicians (%)**

		Very much		Somewhat		Not really		Not at all		Don't know	Total 'Explains'		Total 'Doesn't explain'	
		FL462	Diff. FL462 - FL448	FL462	Diff. FL462 - FL448	FL462	Diff. FL462 - FL448	FL462	Diff. FL462 - FL448	FL462	FL462	Diff. FL462 - FL448	FL462	Diff. FL462 - FL448
EU28		17	-2	12	2	4	1	4	1	63	29	0	8	2
BE		13	0	10	4	2	-4	7	6	68	23	4	9	2
BG		31	-5	11	-6	3	0	2	1	53	42	-11	5	1
CZ		19	-2	14	6	2	-3	2	-1	63	33	4	4	-4
DK		1	-3	5	5	0	-1	0	0	94	6	2	0	-1
DE		8	-2	3	-2	1	0	1	-2	87	11	-4	2	-2
EE		3	-1	9	5	0	-1	4	2	84	12	4	4	1
IE		7	2	9	2	2	-4	2	0	80	16	4	4	-4
EL		17	-5	18	5	5	5	0	-2	60	35	0	5	3
ES		37	2	4	-10	5	0	6	3	48	41	-8	11	3
FR		18	4	14	5	7	3	5	3	56	32	9	12	6
HR		35	-5	19	2	6	5	3	-6	37	54	-3	9	-1
IT		21	-9	26	8	10	5	8	2	35	47	-1	18	7
CY		8	-12	6	-5	4	4	2	-4	80	14	-17	6	0
LV		21	0	16	0	5	0	0	-3	58	37	0	5	-3
LT		12	0	8	0	3	-1	0	-3	77	20	0	3	-4
LU		2	2	2	1	2	-1	2	2	92	4	3	4	1
HU		10	-2	4	-2	3	0	1	-2	82	14	-4	4	-2
MT		15	2	7	0	2	0	6	6	70	22	2	8	6
NL		5	3	5	4	3	2	2	-2	85	10	7	5	0
AT		4	-5	2	-5	1	-4	1	-1	92	6	-10	2	-5
PL		15	-1	13	0	5	-2	3	1	64	28	-1	8	-1
PT		19	-6	8	-5	3	0	1	-1	69	27	-11	4	-1
RO		22	6	24	15	3	3	1	-3	50	46	21	4	0
SI		37	7	19	6	3	2	2	2	39	56	13	5	4
SK		39	-5	14	4	5	1	2	-1	40	53	-1	7	0
FI		3	1	0	-1	3	2	5	5	89	3	0	8	7
SE		2	-5	4	0	0	-1	0	0	94	6	-5	0	-1
UK		6	-2	8	5	2	0	3	1	81	14	3	5	1

**Q2aT.2** Could you tell me to what extent each of the following reasons explains your rating of the independence of the justice system in (OUR COUNTRY):

**Interference or pressure from economic or other specific interests (%)**

		Very much		Somewhat		Not really		Not at all		Don't know	Total 'Explains'		Total 'Doesn't explain'	
		FL462	Diff. FL462 - FL448	FL462	Diff. FL462 - FL448	FL462	Diff. FL462 - FL448	FL462	Diff. FL462 - FL448		FL462	Diff. FL462 - FL448	FL462	Diff. FL462 - FL448
EU28		15	-1	13	0	5	1	4	2	63	28	-1	9	3
BE		7	-4	11	2	9	2	3	3	70	18	-2	12	5
BG		34	1	12	-8	2	1	2	0	50	46	-7	4	1
CZ		13	-13	17	5	6	4	2	-1	62	30	-8	8	3
DK		0	0	3	0	2	2	0	-1	95	3	0	2	1
DE		6	-1	3	-5	3	1	1	-1	87	9	-6	4	0
EE		2	-3	7	3	4	3	1	-1	86	9	0	5	2
IE		2	-3	6	-1	8	5	4	-1	80	8	-4	12	4
EL		13	-4	16	1	9	5	1	0	61	29	-3	10	5
ES		31	2	8	-12	7	3	7	4	47	39	-10	14	7
FR		17	6	15	3	4	1	7	4	57	32	9	11	5
HR		30	2	32	7	2	-4	1	-4	35	62	9	3	-8
IT		22	-3	26	1	9	2	7	4	36	48	-2	16	6
CY		7	-15	8	-1	4	2	0	-5	81	15	-16	4	-3
LV		18	-2	18	1	4	0	1	-2	59	36	-1	5	-2
LT		9	-8	11	7	1	-1	1	-2	78	20	-1	2	-3
LU		2	1	3	3	2	1	1	1	92	5	4	3	2
HU		8	0	8	2	1	-3	0	-3	83	16	2	1	-6
MT		8	3	14	-1	5	3	6	5	67	22	2	11	8
NL		6	6	6	3	0	-4	3	1	85	12	9	3	-3
AT		4	-6	4	-2	0	-3	1	-3	91	8	-8	1	-6
PL		14	3	14	-2	5	-3	3	1	64	28	1	8	-2
PT		17	-13	7	-1	2	-4	3	2	71	24	-14	5	-2
RO		18	5	26	14	6	4	1	-1	49	44	19	7	3
SI		33	4	23	10	0	-1	5	1	39	56	14	5	0
SK		26	-9	21	9	7	-1	3	2	43	47	0	10	1
FI		1	0	2	0	4	3	4	3	89	3	0	8	6
SE		2	-5	4	3	0	-4	0	-1	94	6	-2	0	-5
UK		9	5	5	-2	4	3	3	2	79	14	3	7	5

**Q2aT.3** Could you tell me to what extent each of the following reasons explains your rating of the independence of the justice system in (OUR COUNTRY):

**The status and position of judges do not sufficiently guarantee their independence (%)**

		Very much		Somewhat		Not really		Not at all		Don't know	Total 'Explains'		Total 'Doesn't explain'	
		FL462	Diff. FL462 - FL448	FL462	Diff. FL462 - FL448	FL462	Diff. FL462 - FL448	FL462	Diff. FL462 - FL448	FL462	FL462	Diff. FL462 - FL448	FL462	Diff. FL462 - FL448
EU28		11	1	12	-2	8	1	5	1	64	23	-1	13	2
BE		5	0	13	-2	5	1	8	7	69	18	-2	13	8
BG		26	-1	15	3	1	-7	5	1	53	41	2	6	-6
CZ		9	3	14	-3	6	-2	3	-4	68	23	0	9	-6
DK		1	0	3	0	0	-1	0	0	96	4	0	0	-1
DE		3	-1	4	-4	3	-1	2	0	88	7	-5	5	-1
EE		2	1	8	3	3	2	4	3	83	10	4	7	5
IE		8	6	8	-4	3	0	2	-2	79	16	2	5	-2
EL		9	-5	22	2	5	4	1	-1	63	31	-3	6	3
ES		18	5	7	-16	14	3	12	3	49	25	-11	26	6
FR		11	2	17	6	11	4	5	2	56	28	8	16	6
HR		23	8	22	0	7	-5	6	-3	42	45	8	13	-8
IT		16	-1	23	0	17	4	8	1	36	39	-1	25	5
CY		6	1	8	-10	1	-2	5	-3	80	14	-9	6	-5
LV		12	-3	20	5	6	0	4	-2	58	32	2	10	-2
LT		3	-5	13	4	5	-2	0	-2	79	16	-1	5	-4
LU		1	1	1	-1	4	3	0	-1	94	2	0	4	2
HU		3	-4	8	-1	4	-2	2	1	83	11	-5	6	-1
MT		5	0	10	5	11	6	3	-3	71	15	5	14	3
NL		4	4	7	5	0	-4	4	3	85	11	9	4	-1
AT		2	-4	3	-6	4	-2	0	-2	91	5	-10	4	-4
PL		13	0	9	-6	7	-4	8	8	63	22	-6	15	4
PT		13	-4	10	-5	5	0	1	-6	71	23	-9	6	-6
RO		6	-4	30	20	10	7	3	-3	51	36	16	13	4
SI		29	15	16	-3	5	4	6	-3	44	45	12	11	1
SK		22	5	20	4	7	-5	3	-8	48	42	9	10	-13
FI		4	2	3	1	0	0	2	1	91	7	3	2	1
SE		0	-6	4	-1	2	0	0	0	94	4	-7	2	0
UK		5	2	5	-2	4	3	4	2	82	10	0	8	5

**Q2b.1** Could you tell me to what extent each of the following reasons explains your rating of the independence of the justice system in (OUR COUNTRY):

**No interference or pressure from government and politicians (%)**

(IF 'VERY GOOD' OR 'FAIRLY GOOD' IN Q1)

		Very much		Somewhat		Not really		Not at all		Don't know	Total 'Explains'		Total 'Doesn't explain'	
		FL462	Diff. FL462 - FL448	FL462	Diff. FL462 - FL448	FL462	Diff. FL462 - FL448	FL462	Diff. FL462 - FL448		FL462	Diff. FL462 - FL448	FL462	Diff. FL462 - FL448
EU28		20	1	41	-3	21	1	13	1	5	61	-2	34	2
BE		16	-12	48	8	24	15	11	-2	1	64	-4	35	13
BG		23	10	23	-18	26	-1	14	8	14	46	-8	40	7
CZ		24	18	47	-16	13	-4	2	-9	14	71	2	15	-13
DK		33	3	46	-4	15	7	2	-4	4	79	-1	17	3
DE		24	-4	42	-1	17	2	14	3	3	66	-5	31	5
EE		12	-4	37	5	13	-1	24	-9	14	49	1	37	-10
IE		20	1	30	-9	22	10	19	-3	9	50	-8	41	7
EL		11	-5	39	3	19	-3	20	6	11	50	-2	39	3
ES		24	5	40	-12	20	1	11	5	5	64	-7	31	6
FR		9	1	42	3	35	-2	13	1	1	51	4	48	-1
HR		3	-15	62	17	5	-11	20	3	10	65	2	25	-8
IT		9	-8	51	6	24	8	13	-3	3	60	-2	37	5
CY		18	-6	41	19	9	-11	20	-4	12	59	13	29	-15
LV		9	-12	40	2	29	14	12	-3	10	49	-10	41	11
LT		21	4	44	-1	8	1	24	1	3	65	3	32	2
LU		14	-2	26	5	29	5	25	-3	6	40	3	54	2
HU		21	3	43	-1	10	-8	21	6	5	64	2	31	-2
MT		20	6	34	-20	24	10	15	7	7	54	-14	39	17
NL		27	4	37	-12	19	7	11	0	6	64	-8	30	7
AT		18	-17	40	-2	19	8	18	8	5	58	-19	37	16
PL		30	5	27	-12	18	-1	10	3	15	57	-7	28	2
PT		35	19	38	-7	10	-4	17	-2	0	73	12	27	-6
RO		10	-6	46	8	28	9	9	-12	7	56	2	37	-3
SI		11	-3	30	-4	27	-2	22	6	10	41	-7	49	4
SK		26	11	20	-37	35	21	18	18	1	46	-26	53	39
FI		21	-3	41	3	20	-2	14	1	4	62	0	34	-1
SE		23	9	45	-1	17	5	11	-10	4	68	8	28	-5
UK		18	0	36	-10	20	-1	13	2	13	54	-10	33	1

**Q2b.2** Could you tell me to what extent each of the following reasons explains your rating of the independence of the justice system in (OUR COUNTRY):

**No interference or pressure from economic or other specific interests (%)**

(IF 'VERY GOOD' OR 'FAIRLY GOOD' IN Q1)

		Very much		Somewhat		Not really		Not at all		Don't know	Total 'Explains'		Total 'Doesn't explain'	
		FL462	Diff. FL462 - FL448	FL462	Diff. FL462 - FL448	FL462	Diff. FL462 - FL448	FL462	Diff. FL462 - FL448		FL462	Diff. FL462 - FL448	FL462	Diff. FL462 - FL448
EU28		19	1	45	-1	18	-2	13	3	5	64	0	31	1
BE		11	-4	49	8	29	10	7	-12	4	60	4	36	-2
BG		25	16	22	-22	27	6	13	5	13	47	-6	40	11
CZ		20	6	44	-3	19	5	10	3	7	64	3	29	8
DK		43	1	40	10	10	-1	3	-8	4	83	11	13	-9
DE		22	-3	49	-2	14	3	12	3	3	71	-5	26	6
EE		14	-7	36	-3	7	-3	21	-2	22	50	-10	28	-5
IE		17	-2	49	5	14	-5	15	0	5	66	3	29	-5
EL		7	-3	56	14	17	-14	9	2	11	63	11	26	-12
ES		19	4	36	-4	17	-10	23	9	5	55	0	40	-1
FR		15	4	59	9	17	-12	9	1	0	74	13	26	-11
HR		4	-11	61	17	12	-7	11	-7	12	65	6	23	-14
IT		8	-2	50	5	33	8	6	-5	3	58	3	39	3
CY		17	-10	46	13	9	1	18	-2	10	63	3	27	-1
LV		9	-7	52	7	16	0	12	0	11	61	0	28	0
LT		15	2	43	-13	23	12	13	0	6	58	-11	36	12
LU		14	-7	25	-1	28	0	29	10	4	39	-8	57	10
HU		11	8	49	-3	11	-7	25	8	4	60	5	36	1
MT		25	5	35	-9	20	-2	7	3	13	60	-4	27	1
NL		23	-7	42	3	19	6	7	-4	9	65	-4	26	2
AT		14	-18	50	5	16	4	16	9	4	64	-13	32	13
PL		18	0	48	-4	13	0	8	-2	13	66	-4	21	-2
PT		23	11	36	-29	10	-6	26	19	5	59	-18	36	13
RO		8	-2	53	-4	25	10	11	2	3	61	-6	36	12
SI		17	10	55	5	23	5	5	-8	0	72	15	28	-3
SK		17	-25	55	26	18	3	9	9	1	72	1	27	12
FI		25	0	43	3	15	-3	11	-2	6	68	3	26	-5
SE		18	-7	38	5	13	-2	23	7	8	56	-2	36	5
UK		26	4	30	-9	20	-4	16	7	8	56	-5	36	3

**Q2b.3** Could you tell me to what extent each of the following reasons explains your rating of the independence of the justice system in (OUR COUNTRY):

**The status and position of judges sufficiently guarantee their independence (%)**

(IF 'VERY GOOD' OR 'FAIRLY GOOD' IN Q1)

		Very much		Somewhat		Not really		Not at all		Don't know	Total 'Explains'		Total 'Doesn't explain'	
		FL462	Diff. FL462 - FL448	FL462	Diff. FL462 - FL448	FL462	Diff. FL462 - FL448	FL462	Diff. FL462 - FL448		FL462	Diff. FL462 - FL448	FL462	Diff. FL462 - FL448
EU28		36	4	44	-2	10	0	4	-1	6	80	2	14	-1
BE		26	2	54	11	7	-10	5	-7	8	80	13	12	-17
BG		23	5	28	-11	31	5	1	-4	17	51	-6	32	1
CZ		29	10	46	-7	6	-8	6	2	13	75	3	12	-6
DK		50	12	41	-5	3	0	0	-5	6	91	7	3	-5
DE		63	3	29	4	3	-2	2	1	3	92	7	5	-1
EE		26	-9	39	2	6	1	14	-2	15	65	-7	20	-1
IE		29	-12	40	-1	13	1	9	7	9	69	-13	22	8
EL		22	6	64	2	6	-1	0	-3	8	86	8	6	-4
ES		39	8	43	-1	10	-5	2	0	6	82	7	12	-5
FR		23	3	57	-1	16	3	4	-1	0	80	2	20	2
HR		4	-5	64	14	10	-12	10	2	12	68	9	20	-10
IT		13	-3	58	-7	19	12	7	5	3	71	-10	26	17
CY		27	-13	56	13	2	-5	2	-4	13	83	0	4	-9
LV		21	2	49	0	16	6	6	0	8	70	2	22	6
LT		16	6	50	-6	10	-1	17	6	7	66	0	27	5
LU		34	-3	45	6	9	4	2	-3	10	79	3	11	1
HU		30	4	50	1	7	-1	6	-4	7	80	5	13	-5
MT		36	5	26	-24	16	8	2	0	20	62	-19	18	8
NL		35	-12	54	10	5	1	2	-1	4	89	-2	7	0
AT		45	-7	38	11	8	-3	5	-1	4	83	4	13	-4
PL		37	11	32	-23	16	7	2	-3	13	69	-12	18	4
PT		21	12	43	16	8	-14	18	-15	10	64	28	26	-29
RO		11	-11	55	-1	24	16	6	-1	4	66	-12	30	15
SI		27	-7	47	0	16	9	5	5	5	74	-7	21	14
SK		11	-3	36	-7	43	14	1	-13	9	47	-10	44	1
FI		43	0	45	-3	6	0	3	1	3	88	-3	9	1
SE		49	9	35	0	4	-5	4	0	8	84	9	8	-5
UK		34	2	32	-12	11	1	10	2	13	66	-10	21	3

**Q2bT.1** Could you tell me to what extent each of the following reasons explains your rating of the independence of the justice system in (OUR COUNTRY):

**No interference or pressure from government and politicians (%)**

		Very much		Somewhat		Not really		Not at all		Don't know	Total 'Explains'		Total 'Doesn't explain'	
		FL462	Diff. FL462 - FL448	FL462	Diff. FL462 - FL448	FL462	Diff. FL462 - FL448	FL462	Diff. FL462 - FL448		FL462	Diff. FL462 - FL448	FL462	Diff. FL462 - FL448
EU28		10	1	20	-1	10	0	6	0	54	30	0	16	0
BE		8	-8	23	0	12	7	5	-3	52	31	-8	17	4
BG		6	2	6	-5	7	0	4	2	77	12	-3	11	2
CZ		10	8	18	-3	5	-1	1	-3	66	28	5	6	-4
DK		29	3	41	-2	13	6	1	-4	16	70	1	14	2
DE		19	-1	33	1	13	2	10	2	25	52	0	23	4
EE		5	-3	18	3	6	0	12	-3	59	23	0	18	-3
IE		14	2	21	-3	15	7	14	0	36	35	-1	29	7
EL		5	-4	18	-1	9	-3	9	2	59	23	-5	18	-1
ES		10	4	17	2	8	2	4	2	61	27	6	12	4
FR		4	0	21	-1	18	-3	7	0	50	25	-1	25	-3
HR		0	-5	10	-3	1	-4	3	-2	86	10	-8	4	-6
IT		2	-3	12	-2	5	0	3	-2	78	14	-5	8	-2
CY		11	0	24	14	5	-4	12	1	48	35	14	17	-3
LV		3	-7	16	-3	11	3	5	-2	65	19	-10	16	1
LT		11	3	23	1	4	0	13	2	49	34	4	17	2
LU		9	-2	17	2	19	1	17	-4	38	26	0	36	-3
HU		7	-2	15	-6	4	-4	7	0	67	22	-8	11	-4
MT		10	0	16	-20	11	2	7	2	56	26	-20	18	4
NL		19	3	26	-7	13	5	8	1	34	45	-4	21	6
AT		15	-8	33	5	15	8	15	9	22	48	-3	30	17
PL		10	1	10	-4	6	-1	4	1	70	20	-3	10	0
PT		17	11	19	4	5	0	8	1	51	36	15	13	1
RO		4	-3	19	3	11	3	3	-6	63	23	0	14	-3
SI		2	-1	7	0	6	0	5	1	80	9	-1	11	1
SK		4	3	3	-3	5	4	2	2	86	7	0	7	6
FI		18	-3	35	3	17	-2	12	1	18	53	0	29	-1
SE		17	9	33	7	12	6	8	-4	30	50	16	20	2
UK		11	-1	21	-8	12	-1	8	1	48	32	-9	20	0

**Q2bT.2** Could you tell me to what extent each of the following reasons explains your rating of the independence of the justice system in (OUR COUNTRY):

**No interference or pressure from economic or other specific interests (%)**

		Very much		Somewhat		Not really		Not at all		Don't know	Total 'Explains'		Total 'Doesn't explain'	
		FL462	Diff: FL462 - FL448	FL462	Diff: FL462 - FL448	FL462	Diff: FL462 - FL448	FL462	Diff: FL462 - FL448	FL462	FL462	Diff: FL462 - FL448	FL462	Diff: FL462 - FL448
EU28		9	0	22	0	9	0	6	1	54	31	0	15	1
BE		5	-4	24	1	14	3	3	-8	54	29	-3	17	-5
BG		7	5	6	-6	7	1	3	1	77	13	-1	10	2
CZ		8	3	17	1	7	2	4	2	64	25	4	11	4
DK		38	2	35	9	9	-1	2	-7	16	73	11	11	-8
DE		17	-2	38	1	10	2	9	2	26	55	-1	19	4
EE		7	-3	17	-1	3	-1	10	-1	63	24	-4	13	-2
IE		12	0	34	6	10	-2	10	1	34	46	6	20	-1
EL		3	-2	26	4	8	-9	4	0	59	29	2	12	-9
ES		8	3	15	3	7	-1	9	5	61	23	6	16	4
FR		7	1	30	2	9	-7	5	0	49	37	3	14	-7
HR		1	-4	9	-4	2	-4	2	-3	86	10	-8	4	-7
IT		2	-1	11	-3	7	-1	2	-1	78	13	-4	9	-2
CY		10	-2	27	12	5	1	11	2	47	37	10	16	3
LV		3	-5	21	-1	6	-2	5	-1	65	24	-6	11	-3
LT		8	1	23	-5	12	7	7	1	50	31	-4	19	8
LU		10	-5	16	-3	18	-2	19	5	37	26	-8	37	3
HU		3	1	17	-8	4	-4	9	1	67	20	-7	13	-3
MT		12	-1	17	-12	10	-5	3	0	58	29	-13	13	-5
NL		16	-4	29	3	13	4	5	-3	37	45	-1	18	1
AT		11	-10	41	12	13	5	13	8	22	52	2	26	13
PL		6	-1	17	-2	5	0	3	-1	69	23	-3	8	-1
PT		11	7	18	-5	5	-1	13	11	53	29	2	18	10
RO		3	-1	21	-3	10	3	5	1	61	24	-4	15	4
SI		4	3	13	2	5	1	1	-2	77	17	5	6	-1
SK		2	-2	8	5	3	2	1	1	86	10	3	4	3
FI		21	-1	37	3	12	-3	10	-1	20	58	2	22	-4
SE		13	-1	28	9	9	1	17	8	33	41	8	26	9
UK		16	2	18	-7	12	-3	9	3	45	34	-5	21	0



**Q2bT.3** Could you tell me to what extent each of the following reasons explains your rating of the independence of the justice system in (OUR COUNTRY):

**The status and position of judges sufficiently guarantee their independence (%)**

		Very much		Somewhat		Not really		Not at all		Don't know	Total 'Explains'		Total 'Doesn't explain'	
		FL462	Diff. FL462 - FL448	FL462	Diff. FL462 - FL448	FL462	Diff. FL462 - FL448	FL462	Diff. FL462 - FL448		FL462	Diff. FL462 - FL448	FL462	Diff. FL462 - FL448
EU28		17	1	21	-1	5	0	2	0	55	38	0	7	0
BE		13	-1	26	1	3	-7	3	-4	55	39	0	6	-11
BG		6	1	8	-3	8	1	0	-1	78	14	-2	8	0
CZ		12	6	18	0	2	-3	2	1	66	30	6	4	-2
DK		44	12	36	-3	3	0	0	-5	17	80	9	3	-5
DE		48	4	22	4	3	-1	2	1	25	70	8	5	0
EE		12	-5	18	1	3	1	7	0	60	30	-4	10	1
IE		21	-4	28	2	9	1	6	5	36	49	-2	15	6
EL		10	1	29	-4	3	-1	0	-1	58	39	-3	3	-2
ES		16	6	18	5	4	0	1	0	61	34	11	5	0
FR		12	0	29	-4	8	1	2	-1	49	41	-4	10	0
HR		1	-2	10	-5	1	-5	2	0	86	11	-7	3	-5
IT		3	-2	13	-7	4	2	2	1	78	16	-9	6	3
CY		16	-2	33	13	1	-2	1	-2	49	49	11	2	-4
LV		8	-1	19	-5	6	1	3	0	64	27	-6	9	1
LT		9	4	27	-1	5	0	9	4	50	36	3	14	4
LU		22	-5	30	1	6	2	1	-2	41	52	-4	7	0
HU		10	-2	17	-6	2	-2	2	-3	69	27	-8	4	-5
MT		17	-3	13	-20	7	1	1	0	62	30	-23	8	1
NL		24	-8	37	7	4	1	2	0	33	61	-1	6	1
AT		37	3	31	13	7	0	4	0	21	68	16	11	0
PL		13	3	11	-9	6	3	1	-1	69	24	-6	7	2
PT		10	7	21	12	4	-4	9	-3	56	31	19	13	-7
RO		5	-5	22	-2	9	6	2	-1	62	27	-7	11	5
SI		6	-1	11	1	4	2	1	1	78	17	0	5	3
SK		2	0	5	1	6	3	0	-1	87	7	1	6	2
FI		37	0	39	-2	5	0	2	1	17	76	-2	7	1
SE		36	13	25	5	3	-2	3	1	33	61	18	6	-1
UK		20	-1	19	-9	7	1	6	1	48	39	-10	13	2